

2016-2017

# DISCOVERY



Resource Guide

**BROWN BEAR, BROWN BEAR  
AND OTHER TREASURED  
STORIES BY ERIC CARLE**



Adapted from the Stories of Eric Carle  
by Jim Morrow  
Music by Steven Naylor  
Produced by Mermaid Theatre  
in Nova Scotia

**WEDNESDAY, FEBRUARY 1, 2017**  
9:30 & 11:30 A.M.

The Frank M. *Cait* FOUNDATION  
**Discovery** Series

**VICTORIA  
THEATRE**  
ASSOCIATION  
[www.victoriatheatre.com](http://www.victoriatheatre.com)

**W**elcome to the 2016-2017 Frank M. Tait Foundation Discovery Series at Victoria Theatre Association. We are very excited to be your education partner in providing professional arts experiences to you and your students!

It's hard to believe, but 2017 marks the 50th Anniversary of *Brown Bear, Brown Bear* and the beginning of Eric Carle's illustrious children's book career! The author of the book, Bill Martin, Jr., noticed Eric Carle's artist talents in an ad he saw and instantly knew who he wanted to illustrate his newest book. The Eric Carle Museum of Picture Book Art in Amherst, MA, is hosting a special exhibit titled "Brown Bear Turns 50" where fans can enjoy a unique glimpse into the creation of this seminal book. Go to [www.carlemuseum.org/content/brown-bear-turns-50-0](http://www.carlemuseum.org/content/brown-bear-turns-50-0) to discover more.

The information and activities in this resource guide have been carefully crafted to help you and your students explore the many ways a live theatre experience can open up learning opportunities. Grade level icons will help you determine which activities are good for students, too. And don't forget to take advantage of the local resources listed inside to extend the play-going experience and make even more curricular connections for you and your students. Thank you again and welcome!



**Gary Minyard**  
Vice President of  
Education & Engagement

# Curriculum Connections

You will find these icons listed in the resource guide next to the activities that indicate curricular connections. Teachers and parents are encouraged to adapt all of the activities included in an appropriate way for your students' age and abilities. *BROWN BEAR, BROWN BEAR AND OTHER TREASURED STORIES BY ERIC CARLE* fulfills the following Ohio and National Education Standards and Benchmarks for Pre-K through Grade 3:



## Ohio's New Learning Standards for English Language

- Kindergarten-** CCSS.ELA-Literacy.RL.K.3, CCSS.ELA-Literacy.RL.K.9
- Grade 1-** CCSS.ELA-Literacy.RL.1.2, CCSS.ELA-Literacy.RL.1.3, CCSS.ELA-Literacy.RL.1.6, CCSS.ELA-Literacy.RL.1.9
- Grade 2-** CCSS.ELA-Literacy.RL.2.1, CCSS.ELA-Literacy.RL.2.2, CCSS.ELA-Literacy.RL.2.3, CCSS.ELA-Literacy.RL.2.4, CCSS.ELA-Literacy.RL.2.5, CCSS.ELA-Literacy.RL.2.6
- Grade 3-** CCSS.ELA-Literacy.RL.3.2, CCSS.ELA-Literacy.RL.3.3, CCSS., CCSS.ELA-Literacy.RL.3.6

## Ohio's New Learning Standards for Science

- Kindergarten-** Life Science (Physical and Behavioral Traits of Living Things), Earth & Space Science (Daily and Seasonal Changes)
- Grade 1-** Life Science (Basic Needs of Living Things), Earth & Space Science (Sun, Energy, and Water)
- Grade 2-** Life Science (Interactions and Habitats), Earth & Space Science (The Atmosphere)
- Grade 3-** Life Science (Behavior, Growth & Changes), Earth & Space Science (Earth's Resources)

## Ohio's New Learning Standards for Math

- Kindergarten-** Counting and Cardinality, Operations & Algebraic Thinking, Measurement & Data
- Grade 1-3-** Operations & Algebraic Thinking, Measurement & Data, Geometry

## National Core Arts Theatre Standards:

- Pre K-** TH:Cr11PK, TH:Pr4..PK, TH:Pr5.1PK, TH:Re.8.1.PK, TH:Cn10.1.PK.
- Kindergarten-** TH:Cr1.1.K, TH:Pr4.1.K, TH:Pr5.1.K, TH:Re8.1.K, TH:Cn10.1.K.
- Grade 1-** TH:Cr1.1.1, TH:Pr4.1.1, TH:Pr5.1.1, TH:Re7.1.1, TH:Re8.1.1, TH:Cn10.1.1.
- Grade 2-** TH:Cr1.1.2, TH:Pr4.1.2, TH:Pr5.1.2, TH:Re7.1.2, TH:Re8.1.2, TH:Cn10.1.2.
- Grade 3-** TH:Cr1.1.3, TH:Pr4.1.3, TH:Pr5.1.3, TH:Re7.1.3, TH:Re8.1.3, TH:Cn10.1.3.

This resource guide was created by Amy Handra. All activities are available for distribution and use in the classroom or at home.

# Table of Contents

## Comprehension

About The Play and Ohio Spotlight.....	Page 2
Chatting with Eric Carle.....	Page 3
Pre-Show Conversation Starters & Movement Tells a Story .....	Page 4

## Connection

<i>Brown Bear, Brown Bear, What Do You See?</i> Classroom Activities .....	Page 5
<i>Brown Bear, Brown Bear, What Do You See?</i> Classroom Activities .....	Page 6
<i>Brown Bear, Brown Bear, What Do You See?</i> Classroom Activities .....	Page 7
<i>The Very Hungry Caterpillar</i> Classroom Activities .....	Page 8
<i>Papa, Please Get the Moon for Me</i> Classroom Activities .....	Page 9

## Creativity


Creating Art Like Eric Carle .....	Page 10
Write and Illustrate Your Own Pattern Book .....	Page 11
Additional Resources for Students and Adults .....	Page 12

# About the Play



## BROWN BEAR, BROWN BEAR AND OTHER TREASURED STORIES

BROWN BEAR, BROWN BEAR AND OTHER TREASURED STORIES includes the story of what Brown Bear and his animal friends see; the story of the Very Hungry Caterpillar's metamorphosis into a beautiful butterfly; and, the tale of a father's unusual quest for a unique plaything for his daughter—the moon. This triple-bill show incorporates evocative original music by Nova Scotian composer Steven Naylor, and innovative "black light" staging techniques which highlight Jim Morrow's stunning puppets and props. The play closely follows the books from which they are adapted, providing a new generation with a seamless entry into the world of theatre and music.



## SPOTLIGHT ON ERIC CARLE

Eric Carle, internationally acclaimed author and designer, has written and illustrated more than seventy books for young children. Born in New York, he spent his youth in Germany where he studied fine art in Stuttgart prior to returning to the United States in 1952 to work as a graphic designer for *The New York Times*. Later, Eric Carle served as art director for an international advertising agency. His delightful books, which combine stunning collage artwork with an imaginative approach to learning, have sold more than 100 million copies worldwide. Eric Carle is still creating books in his studio in Northampton, Massachusetts.

# Ohio Spotlight



## THE BUTTERFLY HOUSE

One of the stories included in BROWN BEAR, BROWN BEAR AND OTHER TREASURED STORIES BY ERIC CARLE is from his famous book, *The Very Hungry Caterpillar*. If you want to learn more about butterflies and their life-cycle, visit Cox Arboretum right here in Dayton. The Butterfly House is a living showcase of native southwest Ohio butterflies and moths. During the summer, visitors can get an up-close encounter with butterfly eggs, caterpillars, butterflies emerging from their chrysalises, adult butterflies, and native moths.

For more information, visit <http://www.metroparks.org/Parks/CoxArboretum/ButterflyHouse.aspx>.



**BUTTERFLY  
HOUSE**  
COX ARBORETUM  
METROPARK

COMPREHENSION

# Chatting with Eric Carle

ENGLISH/  
LANGUAGE  
ARTS

Every year Eric Carle is asked thousands of questions from kids all over the world! Here are a few responses from this famous author and illustrator—in his own words.

## What comes first, the story or the pictures?

To me pictures need writing and writing needs pictures. A child once called me a picture writer, and that's a good way to describe me. It is the idea that comes first. I start with a dummy book. A dummy book is eight sheets of paper folded and stapled to make a 32-page blank book, into which I sketch my idea. Sometimes it takes many, many dummy books before the pictures and the story are just right. It's hard work and you have to have faith in yourself.

## Why do you use small creatures in your books most of the time?

When I was a small boy, my father would take me on walks across meadows and through woods. He would lift a stone or peel back the bark of a tree and show me the living things that scurried about. He'd tell me about the life cycles of this or that small creature and then he would carefully put the little creature back into its home. I think in my books I honor my father by writing about small living things. And in a way I recapture those happy times.

## How do you create the art in your books?

My pictures are collages. I didn't invent the collage. Artists like Picasso and Matisse and Leo Lionni and Ezra Jack Keats made collages. Many children have done collages at home or in their classrooms. In fact, some children have said to me, "Oh, I can do that." I consider that the highest compliment. I begin with plain tissue paper and paint it with different colors, using acrylics. Sometimes I paint with a wide brush, sometimes with a narrow brush. Sometimes my strokes are straight, and sometimes they're wavy. Sometimes I paint with my fingers. Or I paint on a piece of carpet, sponge, or burlap and then use that like a stamp on my tissue papers to create different textures.

## What is your favorite color?

I love all colors. For me, however, the combination of colors is more important than the individual colors.

## What is your favorite book that you've written?

*Do You Want to Be My Friend* is my favorite book because it's about friendship.




# Brown Bear Turns 50

ARTS

ENGLISH/  
LANGUAGE  
ARTS

Published in 1967, *Brown Bear, Brown Bear, What Do You See?* had an immediate appeal to children and adults alike. It has been translated into 31 languages—from Arabic to Vietnamese—and has sold more than 16 million copies. In addition to the original 1967 book, Eric Carle re-illustrated editions in 1970, 1984, and 1992. Artwork from every page of the famous book will be on display at The Eric Carle Museum of Picture Book Art in Amherst, MA from September 13, 2016 to March 19, 2017.

In addition to the exhibit, The Eric Carle Museum of Picture Book Art has launched a special page on its website, [www.carlemuseum.org/brownbear](http://www.carlemuseum.org/brownbear), containing teacher activities, a family activity kit, special photographs, Brown Bear fun facts, and a video of Eric Carle reading *Brown Bear, Brown Bear, What Do You See?*



All  
GRADES

COMPREHENSION

# Pre-Show Conversation Starters

SCIENCE

ARTS

ENGLISH/  
LANGUAGE  
ARTS

All  
GRADES

Before you attend *BROWN BEAR, BROWN BEAR AND OTHER TREASURED STORIES* BY ERIC CARLE, you should read the three books that will be performed:

- *Brown Bear, Brown Bear*
- *The Very Hungry Caterpillar*
- *Papa, Please Get the Moon For Me*

This will help your students become familiar with each storyline.

## Use these discussion starters to spark a conversation:

1. In the book, *Brown Bear, Brown Bear, What Do You See?*, the children at the end of the story see a lot of different animals. Discuss some of the animals your students have seen. Have them describe how these animals LOOK, SOUND, SMELL, and FEEL.
2. In the book, *Papa, Please Get the Moon for Me*, Monica asks her father to get the moon for her. Is it possible to reach the moon? How could you reach the moon? How long would it take? Discuss with your students what it might be like to take a trip to the moon.
3. In the book, *The Very Hungry Caterpillar*, a tiny caterpillar turns into a beautiful butterfly. Discuss the life cycle of the caterpillar. Then, show your students the variety of butterflies found in this part of Ohio. Discuss the similarities and differences of each.
4. This production is performed with “black light” puppetry. Talk to your students about what this look like and what to expect. Purchase a backlight light-bulb (found at Walmart or Target for under \$10) and show your students how white and bright colors change under the light.



## Movement Tells a Story

ARTS

Movement is one of the ways in which humans communicate with each other. Movement includes creativity, inventiveness, energy, shape, space, and rhythm. Dance and movement are ways for the body to express ideas and emotions. Create an open space in your classroom. Ask students to create a dance or movement story based on *Brown Bear, Brown Bear, What Do You See?*, *The Very Hungry Caterpillar* or *Papa, Please Get the Moon for Me?*

COMPREHENSION

# Color and Animal Identification Worksheet

ARTS


ENGLISH/  
LANGUAGE  
ARTS

GRADES  
**Pre-K**

Have students identify each of the animals from BROWN BEAR, BROWN BEAR. Then, have students color the animals using the correct color.

**Extension Activity:** Have students write each animal's name and color by the picture.


Name: \_\_\_\_\_




**Brown Bear, Brown Bear,  
What Do You See?**




**Red Bird**



**Yellow Duck**



**Blue Horse**




**Green Frog**




**Purple Cat**



**White Dog**



**Black Sheep**



**Goldfish**

# Counting and Solving Worksheet



Name: \_\_\_\_\_

**Pre-K:** Have the students count the number of each of the like animals. Then, have students color the animals using the correct color.

**K-1:** Have the students solve each of the math problems. Then, have students color the animals using the correct color.

**Extension Activity:** Have students determine if the answers are odd or even numbers.





1.  +  = \_\_\_\_\_




2.   -   = \_\_\_\_\_

3.  +  = \_\_\_\_\_


   

4.  +    = \_\_\_\_\_

5.  -  = \_\_\_\_\_

# Completing the Sequence Worksheet



**Grades 2–3:** Have the students circle or color in the picture that completes the pattern. Then, have students color the animals using the correct color.

Name: \_\_\_\_\_




# Life Cycles Of The Butterfly



## Life Cycles of the Butterfly for Young Students

Teach your students the life cycle of a butterfly by using fun motions. Move the desks in your classroom out of the way so your students have an open area to explore. You can also decide as a classroom how each stage of the butterfly life cycle would sound. Use your bodies and voices to explore the four steps. For the butterfly stage, bring in bright scraps of fabric or tissue paper to create wings.

1. **Egg:** Have the children grab their ankles, bend down, and round their bodies like the shape of an egg.
2. **Larva:** Squirm like a worm.
3. **Pupa:** Crawl into a sleeping bag (large pillowcases, leap frog bags) with colorful kerchiefs inside.
4. **Butterfly:** Children pop out of the bag swaying their colorful kerchiefs behind them.



## Life Cycle of the Butterfly for Older Students

1. Read *The Very Hungry Caterpillar* with your students and then review the four life stages of a butterfly.

**Egg**

**Larva**

**Pupa**

**Adult Butterfly**

2. Give each student a circular piece of paper divided into quarters.
3. Use yard, pipe cleaners, cotton balls, tissue paper, and any other craft material you might have in your classroom to make a 3-D collage of the butterfly's life cycle.











CONNECTION

# Phases Of The Moon Worksheet



Name: \_\_\_\_\_

Read *Papa, Please Get the Moon for Me?* with your students and discuss the phases of the moon. Have students follow the instructions to create their own Moon Chart.

<p><b>Moon Chart</b></p> <p><i>Follow the instructions for each phase of the moon to create your own Moon Chart.</i></p>	 <p><b>Waxing Crescent</b> (Color the <i>right fourth</i> of the moon <b>yellow</b>. Color the rest <b>black</b>.)</p>	 <p><b>First Quarter</b> (Color the <i>right half</i> of the moon <b>yellow</b>. Color the <i>left half</i> <b>black</b>.)</p>
 <p><b>Waxing Gibbous</b> (Color the <i>left fourth</i> of the moon <b>yellow</b>. Color the rest <b>black</b>.)</p>	 <p><b>Full Moon</b> (Color the <i>whole</i> moon <b>yellow</b>.)</p>	 <p><b>Waning Gibbous</b> (Color the <i>right fourth</i> of the moon <b>yellow</b>. Color the other rest <b>black</b>.)</p>
 <p><b>Last Quarter</b> (Color the <i>right half</i> of the moon <b>yellow</b>. Color the <i>left half</i> <b>black</b>.)</p>	 <p><b>Waning Crescent</b> (Color the <i>left fourth</i> of the moon <b>yellow</b>. Color the rest <b>black</b>.)</p>	 <p><b>New Moon</b> (Color the <i>whole</i> moon <b>black</b>.)</p>

# Creating Art Just Like Eric Carle



Eric Carle creates his famous illustrations by layering pieces of paper on top of each other to make a colorful, dimensional collage. You can make one too—it's easy!

## You will need:

- Cardstock
- Tissue paper in all kinds of colors
- Watered down glue
- Paintbrushes
- Popsicle sticks

## To make your butterfly:

1. Trace the template to the right onto cardstock and cut out two—one for each side of your butterfly.
2. In a small bowl mix glue and water until it becomes thin.
3. Cut tissue paper into 1in. x 1in. squares.
4. Paint the squares with the glue until it is completely saturated and starts to appear transparent. Then, place it carefully on the cardstock wings.
5. Repeat this process until you have many layers of tissue paper.
6. As the glue is drying, feel free to add glitter or sequins as decoration.
7. When the wings are dry attach the wings to a popsicle stick to make a body!



## Write to Eric Carle!

You may send letters and artwork via snail (or caterpillar!) mail to:

**ERIC CARLE**

**P.O. BOX 485**

**NORTHAMPTON, MA 01060**

**Specifically for Teachers: If you are writing as a class, it would be greatly appreciated if you send one mailing of all the letters instead of having each child send his or her letter in a separate envelope (and it saves postage for you).**

CREATIVITY

# Create Your Own Pattern Book



Have your students create a pattern book in the style of *Brown Bear, Brown Bear, What Do You See?*

## What you will need:

- 6 sheets of paper for each student
- Crayons, markers, or colored pencils in a variety of colors
- Extras for students to decorate and give texture to their books like feathers, glitter, cotton balls, yarn, etc.
- Stapler or other binding tool

**Step One (Pre-Writing):** Have students select 5 animals and 5 colors they would like to include in their pattern book.

**Modification for Younger Students:** Provide a list of animals and colors from which to choose.

**Step Two:** Pass out 6 sheets of paper to each student. Have the students stack the papers and fold them in half. Then, staple or bind their books together.

**Step Three:** Using the 5 animals and 5 colors they selected, have students write a pattern book by using *Brown Bear, Brown Bear, What Do You See?* as their model. Be sure to have students leave the middle of each page blank to draw their animals.

**Modification for Younger Students:** Give students a pre-written book and leave blanks for students to write in as many or as few words as is appropriate for their ability level.

## Example Book:

**Black Cat, Black Cat, What Do You See?**  
I see a pink goose looking at me.

**Pink Goose, Pink Goose, What Do You See?**  
I see a silver camel looking at me.

**Silver Camel, Silver Camel, What Do You See?**  
I see a green turtle looking at me.

**Green Turtle, Green Turtle, What Do You See?**  
I see a blue cow looking at me.


**Blue Cow, Blue Cow, What Do You See?**  
I see **(Student's Name)** looking at me.

**Step Four:** Have students illustrate their pattern books by drawing and coloring each animal on the center of the page. On the last page of the book, instruct students to draw a picture of themselves or take a photo of each student to decorate the last page.

**Modification for Younger Students:** Have the animals already drawn and instruct students to color them the color they've chosen for each animal.

**Step Five:** Decorate the title page.

**Step Six:** Have students share their books with the class.



### Publications for Students—Additional Books by Eric Carle:

*1, 2, 3 to the Zoo* (1968)  
*Pancakes, Pancakes!* (1970)  
*The Tiny Seed* (1970)  
*Do You Want to Be My Friend?* (1971)  
*Rooster's Off to See the World* (1972)  
*Walter the Baker* (1972)  
*The Mixed-Up Chameleon* (1975)  
*The Grouchy Ladybug* (1977)  
*The Very Busy Spider* (1984)



### Publications for Teachers and Parents:

*Organic Creativity in the Classroom: Teaching to Intuition in Academics and the Arts*, Written by Jane Piirto. Prufrock Press: 2013.

*Theatre for Change: Education, Social Action, and Therapy*, Written by Robert Landy and David T. Montgomery. Palgrave Macmillan: 2012.

*Play: How it Shapes the Brain and Invigorates the Soul*, Written by Stuart Brown and Christopher Vaughn. Harvard University Press: 2009.

### Websites for Teachers and Students:

<http://www.eric-carle.com>: This is the official website for artist and writer, Eric Carle. You can access resources, download newsletters, find out information about the Eric Carle Museum, and so much more!

<http://www.enchantedlearning.com/crafts/>: Visit this website for art and craft ideas you can do at home! Featuring everything from holiday cards to origami, dinosaurs to jewelry making—this website has an activity to tap into every child's creative side.

<http://www.kidsites.com/sites-fun/crafts.htm>: Consider this your all-access pass to the creative corners of the internet. This website sorts and categorizes other kid-friendly craft websites so you don't have to!

## Victoria Fuse's Local Resource Discovery



The Dayton Metro Library will inform, inspire and enrich our community by linking individuals to information needed for personal success, providing access to a world of imagination and culture and offering convenient and comfortable spaces that enhance exploration and facilitate civic participation. We are the marketplace of the mind.

The Dayton Metro Library is a county-wide system of the Main Library in downtown Dayton, 20 branch libraries, and Outreach Services. We are one of the oldest and largest public library systems in Ohio, and are proud to say we rank among the best in the nation!

937-463-BOOK (2665)

For more information, please visit <http://www.daytonmetrolibrary.org/>



ADDITIONAL RESOURCES

Brought to you by  
**VICTORIA THEATRE**  
ASSOCIATION

138 North Main Street  
Dayton, OH 45402



The Education & Engagement programs of Victoria Theatre Association are made possible through the support and commitment of The Frank M. Tait Foundation and the following sponsors and donors whose generosity have opened the door of live theatre to the students of the Miami Valley:

**TITLE SPONSOR**

The Frank M. Tait Foundation

**PROGRAM SPONSORS**

The Berry Family Foundation  
Steve and Kate Hone  
The Kuntz Foundation  
Mathile Family Foundation  
Anonymous Gifts

**SUPPORT FOR FUELING EDUCATION IS  
GENEROUSLY PROVIDED BY**

Greater Dayton Regional Transit Authority  
Speedway LLC

**BROADWAY**  
EDUCATION PROGRAMS

**EDUCATION PROGRAMS**

Broadway Studio Camp  
Broadway Master Classes

**SUPPORT FOR BROADWAY EDUCATION PROGRAMS  
IS GENEROUSLY PROVIDED BY**

The Vectren Foundation

**OTHER BROADWAY PROGRAMS:**

Background on Broadway  
Bagels & Broadway



**Mermaid Theatre  
of Nova Scotia**

**Mermaid Theatre of Nova Scotia** (Producer), founded in 1972, Mermaid Theatre of Nova Scotia's focus is twofold. On the one hand Mermaid's energetic professional touring theatre for family audiences has won international claim for original productions with a strong emphasis on puppetry. At the other end of the spectrum, Mermaid's outspoken You theatre program is intensely local, as are the Institute of Puppetry Arts and Mermaid Theatre Loft Programs. Mermaid Theatre is committed to the expansion of its local and regional audiences as well as to maintaining its network of national and international presenters. Mermaid's choice of material is based on the belief that young people can benefit substantially, both in their emotional and aesthetic development, from early exposure to literature, the arts, and the power of imagination. Mermaid is best known for its unusual mix of striking visual images, evocative original music, scripts whose language is moderately demanding, and puppets and staging which draw young spectators into a world of fantasy and wonder. The company's creative ambition is to produce work which is good theatre - entertaining, informative and stimulating to all the senses. As important is the goal of encouraging literacy and generating enthusiasm for the art of reading. [www.mermaidtheatre.ns.ca](http://www.mermaidtheatre.ns.ca)

[www.mermaidtheatre.ns.ca](http://www.mermaidtheatre.ns.ca)

**DON'T FORGET**

All schools that receive scholarships for a show and/or transportation are asked and encouraged to create thank-you letters or cards for our sponsors. Please address your students' thank-you notes to:

DISCOVERY Sponsors  
c/o Victoria Theatre Association  
138 North Main Street  
Dayton, OH 45402

