

2017-2018

DISCOVERY



Resource Guide

How I Became a Pirate



Book Music & Lyrics by Janet Vogt & Mark Friedman
Based on the Book by Melinda Long with Illustrations by David Shannon
Produced by Dallas Children's Theatre

Friday, November 3, 2017
9:30 a.m. & 11:30 a.m.



VICTORIA THEATRE ASSOCIATION
VICTORIA - SCHUSTER - MAC/LOFT - ARTS ANNEX - ARTS GARAGE



Welcome to the 2017-2018 Discovery Series at Victoria Theatre Association. We are very excited to be your education partner in providing professional arts experiences to you and your students!

I have always wanted to be a pirate. You get to sail the high seas, shiver some timbers, sing sea chanteys, and hang out with parrots! So, what does a young adventurer do? Why join a ship's crew! Despite the appeal of such an amazing adventure, young Jeremy Jacob learns that the pirate life isn't what it's cracked up to be. This popular book by Melinda Long, illustrated by David Shannon, provides audiences with a swashbuckling adventure worthy of a young student's imagination.

The information and activities in this resource guide have been carefully crafted to help you and your students explore the many ways a live theatre experience can open up learning opportunities. Grade level icons will help you determine which activities are good for students, too. And don't forget to take advantage of the local resources listed inside to extend the play-going experience and make even more curricular connections for you and your students. Thank you again and welcome!

Gary Minyard
Vice President -
Education & Engagement



Curriculum Connections



You will find these icons listed in the resource guide next to the activities that indicate curricular connections. Teachers and parents are encouraged to adapt all of the activities included in an appropriate way for your students' age and abilities. *HOW I BECAME A PIRATE* fulfills the following Ohio and National Education Standards and Benchmarks for Kindergarten through Grade 5:

Ohio's New Learning Standards for English Language:

- Kindergarten**-CCSS.ELA-Literacy.RL.K.3, CCSS.ELA-Literacy.RL.K.9
- Grade 1**-CCSS.ELA-Literacy.RL.1.2, CCSS.ELA-Literacy.RL.1.3, CCSS.ELA-Literacy.RL.1.6, CCSS.ELA-Literacy.RL.1.9
- Grade 2**-CCSS.ELA-Literacy.RL.2.1, CCSS.ELA-Literacy.RL.2.2, CCSS.ELA-Literacy.RL.2.3, CCSS.ELA-Literacy.RL.2.4, CCSS.ELA-Literacy.RL.2.5, CCSS.ELA-Literacy.RL.2.6
- Grade 3**-CCSS.ELA-Literacy.RL.3.2, CCSS.ELA-Literacy.RL.3.3, CCSS.ELA-Literacy.RL.3.6
- Grade 4**-CCSS.ELA-Literacy.RL.4.2, CCSS.ELA-Literacy.RL.4.3, CCSS.ELA-Literacy.RL.4.4, CCSS.ELA-Literacy.RL.4.5, CCSS.ELA-Literacy.RL.4.6, CCSS.ELA-Literacy.RL.4.7, CCSS.ELA-Literacy.RL.4.9
- Grade 5** - CCSS.ELA-Literacy.RL.5.2, CCSS.ELA-Literacy.RL.5.3, CCSS.ELA-Literacy.RL.5.4, CCSS.ELA-Literacy.RL.5.5, CCSS.ELA-Literacy.RL.5.6, CCSS.ELA-Literacy.RL.5.7

Ohio's New Learning Standards for Math:

- Kindergarten**- Counting and Cardinality, Operations & Algebraic Thinking
- Grades 1–5**- Operations & Algebraic Thinking, Measurement & Data

Ohio's New Learning Standards for Social Studies:

- Grades K–5** - Heritage, Spatial Thinking and Skills & Places and Regions

National Core Arts Theatre Standards:

- Kindergarten**- TH:Cr1.1.K, TH:Pr4.1.K, TH:Pr5.1.K, TH:Re8.1.K, TH:Cn10.1.K.
- Grade 1**- TH:Cr1.1.1, TH:Pr4.1.1, TH:Pr5.1.1, TH:Re7.1.1, TH:Re8.1.1, TH:Cn10.1.1.
- Grade 2**- TH:Cr1.1.2, TH:Pr4.1.2, TH:Pr5.1.2, TH:Re7.1.2, TH:Re8.1.2, TH:Cn10.1.2.
- Grade 3**- TH:Cr1.1.3, TH:Pr4.1.3, TH:Pr5.1.3, TH:Re7.1.3, TH:Re8.1.3, TH:Cn10.1.3
- Grade 4**- TH:Re7.1.4, TH:Cn10.1.4, TH:Cn11.1.4, TH:Cn11.2.4
- Grade 5**- TH:Re7.1.5, TH:Cn10.1.5, TH:Cn11.1.5, TH:Cn11.2.5

This resource guide was created by Amy Handra. All activities are available for distribution and use in the classroom or at home.

Table of Contents

COMPREHENSION

About the Play & Ohio Spotlight.....	Page 2
Pre-Show Conversation Starters & Did You Know?	Page 3
Talk Like a Pirate Worksheet	Page 4

CONNECTION

"There's No Place Like Home" Poem Worksheet	Page 5
Pirate Mathematics Worksheet for Younger Grades	Page 6
Treasure Map Mathematics Worksheet for Older Grades.....	Page 7

CREATIVITY

Make Your Own Treasure Map	Page 8
Design Your Own Pirate Flag Worksheet	Page 9
Additional Resources for Students and Teachers.....	Page 10

About the Play

AARRRGH! When Braid Beard's pirate crew invites Jeremy Jacob to join their voyage, he jumps right on board. Buried Treasure, sea chanteys, pirate talk: who *wouldn't* go along? Soon Jeremy Jacob knows all about being a pirate. He throws his food across the table and his manners to the wind. He hollers like thunder and laughs off bedtime. It's the *heave-ho, blow-the-man-down, very best time of his life*. But, while Jeremy finds fun and adventure on the high seas, he soon learns that home and family are treasures you can't find on any map!



SPOTLIGHT ON MELINDA LONG & DAVID SHANNON

Melinda Long began her writing career on a rainy day when she was six. Her mother, tired of hearing how bored Melinda was, told her to write a story about Yogi Bear and friends. She even gave

Melinda a typewriter to use. It was so much fun, Melinda just kept writing. Now, it's one of her favorite things to do. Her most popular book, *How I Became a Pirate* has been translated into 13 languages, won numerous awards, and was number one on the *New York Times* Bestseller list. Melinda lives in South Carolina not far from two pirate hangouts. She enjoys reading, acting, and visiting schools to talk to kids about writing.


David Shannon grew up in Spokane, WA and liked to draw as soon as he could hold a crayon. He went to Hutton Elementary School where his teachers soon realized that if they let David draw murals it would keep him from disrupting class, and their classroom would have some pretty good art on the walls, too. David graduated from Art Center College of Design where he majored in Illustration. David's work has appeared in many magazines and newspapers, including *Time*, *Newsweek*, *Rolling Stone*, and *The New York Times*, as well numerous book jackets and posters. After illustrating several books by other authors, David was encouraged to try writing his own stories. In 1999, his semi-autobiographical story, *No, David!*, received a Caldecott Honor. David has written and/or illustrated over 35 books for children.



Ohio Spotlight

SOCIAL STUDIES

Ahoy Mateys! Ever dream of boarding a pirate's ship? Well, you can — right here in Ohio! BB Riverboats, located in Cincinnati operates the *Pirates of Ohio* Cruise during select Fridays from Memorial Day to Labor Day. Kids will pick up their free pirate hat and eye patch before boarding this popular cruise on the Ohio River. Get your pirate tattoo or participate in one of their pirate games to see if anyone will have to "Walk the Plank". See if you can use a treasure map to collect your bounty before the cruise pulls back into dock. For more information, please visit <http://www.bbriverboats.com/>.



Pirates of the Ohio



COMPREHENSION

Pre-Show Conversation Starters

ENGLISH/
LANGUAGE
ARTS

If you haven't already, be sure to read the book *How I Became a Pirate* before attending the play adaptation at Victoria Theatre. This will help your students become familiar with the storyline. Use these discussion starters to spark a conversation:

1. What do you think makes pirates such an appealing subject to readers and writers? Why do pirate stories still intrigue and fascinate?

2. What would be the best thing about going to live with a pack of pirates? What would be the worst thing?

3. One of the things that Jeremy Jacob misses about home is having a story read to him before bedtime. Describe what bedtime routines you share with your family and discuss what you would miss most about your nightly routine if you went to live on a pirate ship.

4. One of Jeremy's hobbies is playing soccer. He even tries to teach the pirates how to play. What are some of your hobbies? If you went to live with a gang of pirates, what would you try to teach them and why?



Did You Know?

SOCIAL
STUDIES

The Ohio River once had its own share of pirates! When you think of pirates, you may think of the Caribbean, but throughout the late 18th century, flatboats made their ways up and down the Ohio and Mississippi rivers bearing produce and manufactured goods as well as immigrants travelling to the West. Flatboats were tempting targets for river pirates, such as the notorious Captain Samuel Mason, who operated out of Red Banks, KY. According to trial transcripts, Mason and his crew would stop a boat, kill the crew, carry off the loot, and then burn the boat to hide the evidence of their crime.

In 2000, the first flatboat wreck found in the Ohio or Mississippi rivers was discovered along a bank of the Ohio River in southern Illinois. Local citizens suggested that it was the remains of a pirate attack. While there was no concrete evidence found after an examination of the flatboat to support these claims, the legend of Captain Samuel Mason and the Ohio pirates lives on.



Captain Samuel Mason



COMPREHENSION

Talk Like a Pirate Worksheet



Name: _____ Date: _____

Pirate	English
Ahoy	Hello
Avast	Beware
Booty	Treasure
Me Harties or Maties	Friends
Lay anchor or Drop anchor	We're here!
Grub	Food
Grog	Drink
Scurvy Dog	Enemy
Cutlass	Sword
Shiver me timbers!	Whoa! or Hey!
Swab the deck	To do your chores
Heave-ho!	Pull (or) Lift!
Walk the plank	Punishment

Directions: Use the chart to translate the following sentences from Pirate into English

1. Ahoy, me maties! I'm ready for me grub and me grog!

2. Avast! No grub for you until you swab the deck!

3. Heave-ho! Heave-ho, me harties! Lay anchor and let's search for the booty!

4. Shiver me timbers and away we go!

5. Either get out of me way, scurvy dog, or feel the sting of me cutlass!

Did you know that September 19th is **International Talk Like a Pirate Day**? Created in 1995 by John Bauer (aka *Oll' Chumbucket*) and Mark Summers (aka *Cap'n Slappy*) of Albany, Oregon, **International Talk Like a Pirate Day**, with the help of social media, has become a worldwide phenomenon. In 2017, it reached 6 of the 7 continents; the only continent not talking like a pirate was— you guessed it— *Antarghhhtica!*



There's No Place Like Home Poem Worksheet



Name: _____ Date: _____

Jeremy Jacob enjoys his adventure with the pirates until it's time for bed, and he has no one to tuck him in or read him a bedtime story. Think about the things about home that are special to you and use the following format to write a *There's No Place Like Home* poem.

HOME

(Write 3 words that describe that describe your home.)

(Write 3 things you love to do at home.)

(Write the names of those who live with you at home.)

HOME

Example Poem:

HOME

Warm, Comfy, Relaxed

Reading, Dreaming, Playing

Mom, Dad, Stephen & Patches

HOME

Art Extension Activity















Once students have completed writing their *There's No Place Like Home* Poem, ask them to illustrate their poems. Then, display them in the classroom or the hallway.

Pirate Mathematics Worksheet



Name: _____ Date: _____

AHOY! Jeremy Jacob needs your help counting the buried treasure he found with Captain Braid Beard! Add the jewels in each row up and write the number in the box. If it helps, you can even write the number OVER the jewels! Then, add the total number of jewels Captain Braid Beard and Jeremy found and write in the column at the bottom.

 $+$  $=$	
	
 $-$  $=$	
 	
 $+$  $=$	
 $-$  $=$	
	
 $+$  $=$	
Total Number of Jewels Found=	

Treasure Map Mathematics



Name: _____ Date: _____

AHOY! Captain Braid Beard has buried a hidden treasure—he has stolen and buried \$1 million worth of a certain type of gems! In order to find what those hidden gems are, you must use the treasure map below. Follow the direction at the bottom of the map to find the coordinates. Then, use your coordinates to crack the code to find out what type of gems Braid Beard has buried.

TREASURE MAP

The map is a grid with columns A-F and rows 1-5. Landmarks are located as follows:

- Smuggler's Cove: B5
- Parrot Forest: C4
- Treasure Cave: B2
- Volcano Valley: D1
- The Blue Lagoon: D3
- Shell Beach: E4
- Crossbones Mountain: E2

A compass rose is in square A1. A scale bar shows 1 mile and 2 miles. A ship is at the bottom left.

YOU HAVE LANDED ON TREASURE ISLAND. Each landmark on the map lies within a square that's named after the column and row that make its sides. For Example, you have landed on Smugglers Cove. It is located under column B row 5, which means it is in square B5. Fill out the location of the other landmarks below.

Parrot Forest _____ The Blue Lagoon _____

Volcano Valley _____ Crossbones Mountain _____

Shell Beach _____ Treasure Cave _____

education.com Copyright © 2012-2013 by Education.com

More worksheets at www.education.com/worksheets

A1= A	B1= C	C1= M	D1= U	E1= W	F1= Z
A2= K	B2= F	C2= S	D2= V	E2= E	F2= X
A3= P	B3= L	C3= H	D3= I	E3= J	F3= O
A4= !	B4= R	C4= G	D4= D	E4= N	F4= ?
A5= &	B5= Q	C5= T	D5= B	E5= Y	F5= +

Captain Braid Beard has buried \$1 million in _____ !!!

Make Your Own Treasure Map



You will need:

- Recycled Paper Bags
- Newspaper
- Scissors
- White crayons or colored pencils
- Crayons or colored pencils
- Markers or water colors and brush



To make your Treasure Map:

1. Organize students into small groups and pass out example maps. Invite them to investigate map making and how land and water is portrayed. Discuss what symbols are used to communicate what is to be expected in a region.
2. Provide student groups with recycled grocery bags and scissors. Students should cut open the bags and use the blank side of the bag to make their imaginary Treasure Map. Have students draw the area's outer boundaries with crayons, colored pencils, or markers. Create a bird's-eye view. Include landscape details such as mountains and rivers.
3. Use a white crayon or white colored pencil to make a dotted line to draw a path to the treasure.
4. Draw a compass in a corner of the map to show the orientation of directions.
5. Students should cover work area with recycled newspaper. Use watercolors and brushes or markers to color forests, water, and other landscape details. While the paper is still damp, crumple it.
6. After a few minutes, flatten the paper. Tear around the edges to create an aged look for your Treasure Map.
7. Provide time in the school day for student groups to present their Treasure Maps to small groups of classmates.

CREATIVITY

Design Your Own Pirate Flag Worksheet

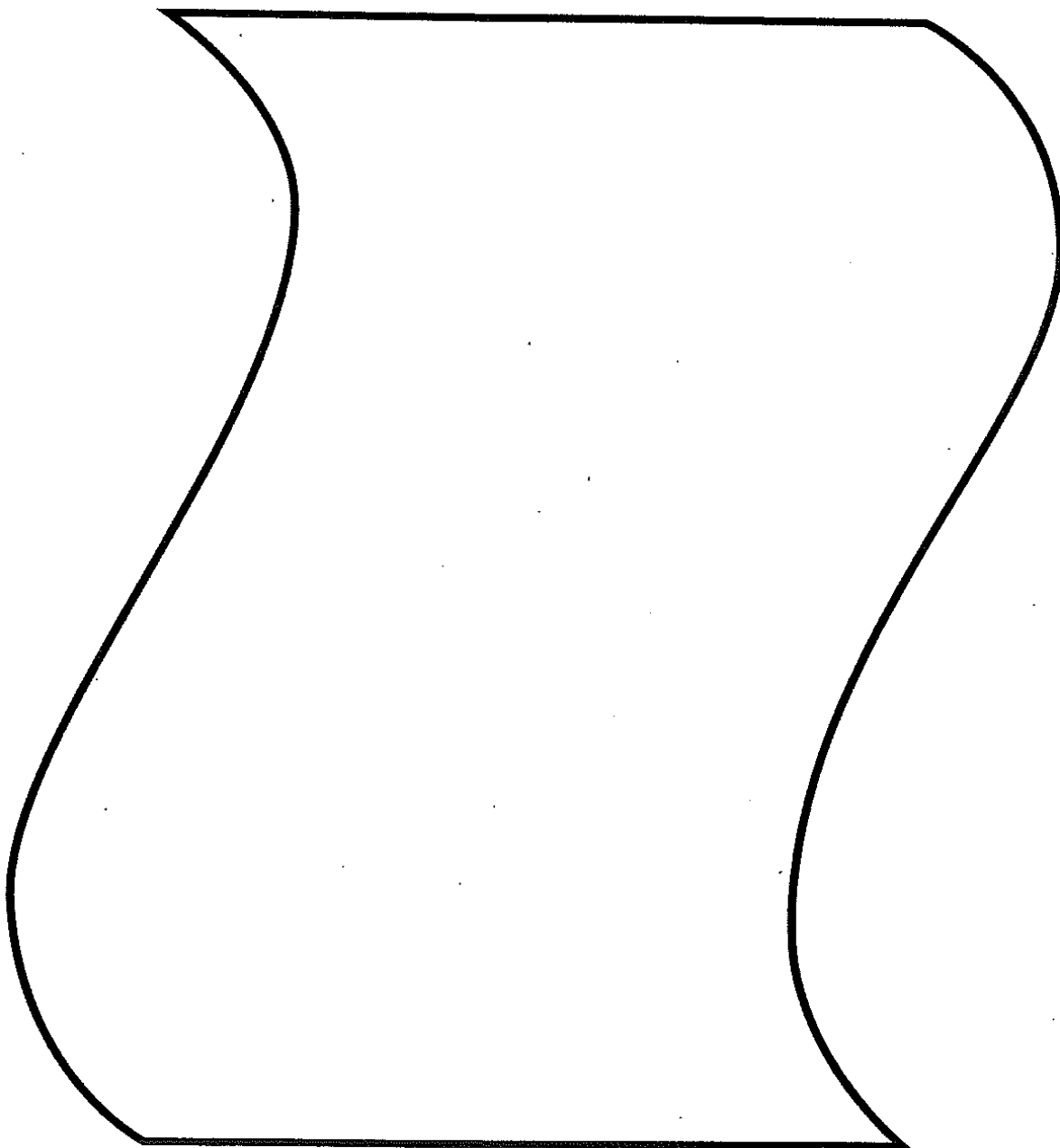


Name: _____ Date: _____

Pirates flew flags on their ships in an effort to appear bold, fearless, and frightening. First, visit <https://owlcation.com/humanities/Famous-Pirate-Flags> to view some pictures of actual pirate flags and the names of the captains on whose ships they flew.

Use the pirate flag master below to design your own pirate flag. Cut out the flags and tape them to your desk (or ships, if you will!) for your own "Talk Like a Pirate Day" celebration.

Extension Activity: For older grades, have students research in groups the pirates and their flags and give an oral or written report discussing what they found.



Resources for Students & Teachers

ADDITIONAL BOOKS BY MELINDA LONG AND DAVID SHANNON:

Pirates Don't Change Diapers, Written by Melinda Long. Illustrated by David Shannon.

When Papa Snores, Written by Melinda Long. Illustrated by Holly Meade.


Hiccup Snickup, Written by Melinda Long. Illustrated by Thor Wickstrom.

No, David!, Written and Illustrated by David Shannon.

David Goes to School, Written and Illustrated by David Shannon.

David Gets in Trouble, Written and Illustrated by David Shannon.

A Bad Case of the Stripes, Written and Illustrated by David Shannon.



PUBLICATIONS FOR TEACHERS AND PARENTS:

Pirate Latitudes, Written by Michael Crichton. HarperCollins: 2009.

Birds of Prey, Written by Wilbur Smith. St. Martin's Press: 1997.

The Pirate Hunter, Written by Richard Zacks. Hyperion: 2002.

WEBSITES FOR TEACHERS AND STUDENTS:

<http://mrnessbaum.com/pirates/>; A fun website for kids to learn about pirates which includes information on famous pirates, pirate flags, and interactive pirate activities.

<http://www.the-pirate-ship.com/piratefacts.html>; A kid-friendly website with pirate jokes, facts, activities, and quizzes to test pirate knowledge.

<http://education.scholastic.co.uk/content/19319>; Scholastic's website has some great resources and ideas for teaching about pirates and ways to incorporate pirates into curriculum.

Victoria Fuse's Local Resource

The Dayton Metro Library will inform, inspire and enrich our community by linking individuals to information needed for personal success, providing access to a world of imagination and culture and offering convenient and comfortable spaces that enhance exploration and facilitate civic participation. We are the marketplace of the mind.

The Dayton Metro Library is a country-wide system of the Main Library in downtown Dayton, 20 branch libraries, and Outreach Services. We are one of the oldest and largest public library system in Ohio, and are proud to say we rank among the best in the nation!

For more information, please call or visit their website:

(937)463-B00K (2665)

<http://www.daytonmetrolibrary.org/>



Brought to you by



VICTORIA THEATRE ASSOCIATION
VICTORIA - SCHUSTER - MAC/LOFT - ARTS ANNEX - ARTS GARAGE
138 North Main Street
Dayton, OH 45402




The Education & Engagement programs of Victoria Theatre Association are made possible through the support and commitment of the following sponsors and donors whose generosity have opened the door of live theatre to the students of the Miami Valley:

PROGRAM SPONSORS

- Steve and Kate Hone
- The Frank M. Tait Foundation
- The Berry Family Foundation
- Rod & Regina Crane Charitable Fund
- Greenpoint Metals
- The Kuntz Foundation
- Mathile Family Foundation
- Ray Wylam

SUPPORT FOR FUELING EDUCATION IS GENEROUSLY PROVIDED BY
Greater Dayton Regional Transit Authority
Speedway LLC



CHILDREN'S THEATRE
AT ROSEWOOD CENTER

Recognized by Time Magazine as one of the top 5 children's theater companies in the US, and the only one of that group to tour nationally, Dallas Children's Theatre travels coast to coast with professional large-scale productions designed to stir the heart, stretch the mind and promote education.

Dallas Children's Theatre began a local touring program in 1985 with a Native American piece entitled Legend of the Bluebonnet. In 1989, the touring roster expanded to statewide and regional venues. In 1996, they launched their first national tour. September 2006 marked Dallas Children's Theatre introduction to the world stage, as the theater was honored with an invitation to perform at the 2006 Shanghai International Children's Culture and Arts Expo in Shanghai, China.

Each touring production is selected and designed with youth and family audience in mind from titles and materials that reflect the cultural diversity of our world community. They encompass a combination of new plays, familiar stories, literary works, biographies, mythology, hold tales, music, dance, and puppetry.

For more information, please visit <http://www.dct.org/>.

DON'T FORGET

All schools that receive scholarships for a show and/or transportation are asked and encouraged to create thank-you letters or cards for our sponsors. Please address your students' thank-you notes to:

DISCOVERY Sponsors
c/o Victoria Theatre Association
138 North Main Street
Dayton, OH 45402

