

2016-2017

# DISCOVERY



Resource Guide

## THE CAT IN THE HAT



Adapted and Originally Directed by Katie Mitchell  
Based on the Book by Dr. Seuss  
Produced by Childsplay

**FRIDAY, APRIL 7, 2017**

9:30 AM & 11:30 A.M. • VICTORIA THEATRE

The Frank M. *Catt* FOUNDATION  
**Discovery**

*Series*

VICTORIA  
THEATRE  
ASSOCIATION  
[www.victoriatheatre.com](http://www.victoriatheatre.com)



Welcome to the 2016-2017 Frank M. Tait Foundation Discovery Series at Victoria Theatre Association. We are very excited to be your education partner in providing professional arts experiences to you and your students!

There may be no more mischievous character in children’s literature than the Cat In The Hat! Dr. Seuss’s book has brought delight and joy (and mischievous thoughts) to millions of children all over the world. Published in 1957, this book has been translated into more than 12 languages and sold more than 10 million copies! I wouldn’t be surprised if you have a copy yourself.

The information and activities in this resource guide have been carefully crafted to help you and your students explore the many ways a live theatre experience can open up learning opportunities. Grade level icons will help you determine which activities are good for students, too. And don’t forget to take advantage of the local resources listed inside to extend the play-going experience and make even more curricular connections for you and your students. Thank you again and welcome!

**Gary Minyard**  
Vice President -  
Education & Engagement



# Curriculum Connections



You will find these icons listed in the resource guide next to the activities that indicate curricular connections. Teachers and parents are encouraged to adapt all of the activities included in an appropriate way for your students’ age and abilities. *THE CAT IN THE HAT* fulfills the following Ohio Standards and Benchmarks for Grades Pre K- 4:

## OHIO’S NEW LEARNING STANDARDS FOR ENGLISH LANGUAGE:

**KINDERGARTEN**-CCSS.ELA-LITERACY.RL. K.2, CCSS.ELA-LITERACY.RL. K.3, CCSS.ELA-LITERACY.RL. K.5, CCSS.ELA-LITERACY.RL. K.6, CCSS.ELA-LITERACY.RL. K.10

**GRADE 1**-CCSS.ELA-LITERACY.RL.1.1, CCSS.ELA-LITERACY.RL.1.2, CCSS.ELA-LITERACY.RL.1.3, CCSS.ELA-LITERACY.RL.1.9

**GRADE 2**-CCSS.ELA-LITERACY.RL.2.1, CCSS.ELA-LITERACY.RL.2.3, CCSS.ELA-LITERACY.RL.2.4, CCSS.ELA-LITERACY.RL.2.7

**GRADE 3**-CCSS.ELA-LITERACY.RL.3.1, CCSS.ELA-LITERACY.RL.3.3, CCSS.ELA-LITERACY.RL.3.7

**GRADE 4**-CCSS.ELA-LITERACY.RL.4.1, CCSS.ELA-LITERACY.RL.4.3, CCSS.ELA-LITERACY.RL.4.7

## OHIO’S NEW LEARNING STANDARDS FOR MATH:

**KINDERGARTEN**- COUNTING AND CARDINALITY, OPERATIONS AND ALGEBRAIC THINKING, MEASUREMENT AND DATA

**GRADE 1–4**-OPERATIONS AND ALGEBRAIC THINKING

## NATIONAL CORE ARTS THEATRE STANDARDS:

**PRE K**- TH:CR11PK, TH:PR4..PK, TH:PR5.1PK, TH:RE.8.1.PK, TH:CN10.1.PK.

**KINDERGARTEN**- TH:CR1.1.K, TH:PR4.1.K, TH:PR5.1.K, TH:RE8.1.K, TH:CN10.1.K.

**GRADE 1**- TH:CR1.1.1, TH:PR4.1.1, TH:PR5.1.1, TH:RE7.1.1, TH:RE8.1.1, TH:CN10.1.1.

**GRADE 2**- TH:CR1.1.2, TH:PR4.1.2, TH:PR5.1.2, TH:RE7.1.2, TH:RE8.1.2, TH:CN10.1.2.

**GRADE 3**- TH:CR1.1.3, TH:PR4.1.3, TH:PR5.1.3, TH:RE7.1.3, TH:RE8.1.3, TH:CN10.1.3, TH:CN11.2.3

**GRADE 4**- TH:CR1.1.4, TH:PR5.1.4, TH:RE7.1.4, TH:RE8.1.4.

This resource guide was created by Amy Handra & Taylor Benjamin. All activities are available for distribution and use in the classroom or at home.

# Table of Contents

## COMPREHENSION

About the Play & Ohio Spotlight.....Page 2  
 Interesting Facts about Dr. Seuss.....Page 3  
 Pre-Show Conversation Starters and Journal Activity.....Page 4

## CONNECTION


Groove with Dr. Seuss! .....Page 5  
 Scat Like The Cat in the Hat! .....Page 6  
 Count the Hats Worksheet .....Page 7  
 Count the Stripes Worksheet .....Page 8

## CREATIVITY

Color The Cat in the Hat Worksheet.....Page 9  
 Make a Kite Activity.....Page 10  
 Additional Resources for Students and Teachers.....Page 11

# About the Play

THE CAT IN THE HAT tells the story of a dreary, rainy day and two siblings with nothing to do but stare out the window. Everything changes when they hear an odd sounding “bump” and through their door walks a cat wearing a big red and white striped hat! Very quickly, Sally and her brother realize that this is no ordinary cat. Suddenly their rainy afternoon is transformed by the Cat and his crazy ideas. Will their house ever be the same? Can the kids clean up before mom comes home? With The Cat in the Hat, the fun’s never done.



## SPOTLIGHT ON DR. SEUSS

Winner of the Pulitzer Prize in 1984, three Academy Awards, two Emmys, a Peabody, and a Caldecott Honor award, Theodor Seuss Geisel, more fondly known as Dr. Seuss, was the author and illustrator of 44 children’s books. Seuss was born in Springfield, Massachusetts in 1904. After attending Dartmouth College and Oxford University, he began a career in advertising. His first children’s book, *And to Think That I Saw It on Mulberry Street*, hit the market in 1937. Many of his stories have been turned into CDs, animated children’s series and movies for children of all ages. Even after his death in 1991, Dr. Seuss continues to be the best-selling author of children’s books in the world.

## Ohio Spotlight

The main character in THE CAT IN THE HAT is a cat. Do you like cats? How about dogs? If you are at least eight years old, you can become a volunteer for the SICSA Pet Adoption Center in Kettering. Along with a parent, you can learn how to keep the adoptable animals safe and clean, you can spend time with them, and your interactions will help increase their chances of adoption. If you aren’t eight years old yet don’t worry! There are still many fun activities for you to participate in with SICSA!

For more information, please visit <https://www.sicsa.org>.




# Interesting Facts about Dr. Seuss

ENGLISH/  
LANGUAGE  
ARTS

All  
GRADES

1. Born Theodor Seuss Geisel, Dr. Seuss wrote under several different names. Aside from his own name, he also used Theo LeSieg, which is Geisel spelled backwards, Rossetta Stone, Theophrastus Seuss, and of course, Dr. Seuss.
2. He was not a doctor. He added the title *Dr.* while in college to lend credibility to his writings and characters.
3. He wrote *Green Eggs and Ham* on a dare. His publisher bet that Dr. Seuss couldn't write a book using only 50 different words. In an effort to make learning to read more exciting for kids, he wrote a silly tale about a picky eater and a guy who wouldn't take "no" for an answer.
4. The German surname, SEUSS is actually pronounced "SOY-CE" rhyming with "VOICE." Geisel switched it to "SOOS" because of the popularity of Mother Goose's fairytales and stories. He thought it would make his name more recognizable.
5. Dr. Seuss added the word **nerd** to the English language, and he helped redefine the meaning of the word **grinch**. In his book, "If I Ran a Zoo", a sign identifies a **nerd** as a red, white and yellow grumpy looking creature. This appears to be the first time the word is used in a book. And while Seuss didn't invent the word **grinch**, the word's meaning — a grouchy person — certainly came from his most famous character.



## Join the Dr. Seuss Birthday Club!

Introducing Dr. Seuss's Birthday Club, a whimsical club for Dr. Seuss fans of all ages.

### Upon signing up, you will receive:

- An instant welcome email with Dr. Seuss printable activities
- A personalized e-card on your birthday featuring the Birthday Bird of Katroo and your Dr. Seuss birthday book of the month
- Exclusive access to Dr. Seuss-themed activities, e-cards, and family!



more for the whole

Sign up today by visiting <http://www.seussville.com/birthdayclub/join>.

VICTORIA THEATRE ASSOCIATION 2016-2017 Season

COMPREHENSION

Resource Guide 3



# Pre-Show Conversation Starters

ENGLISH/  
LANGUAGE  
ARTS

Before you attend THE CAT IN THE HAT, you might want to read the original book by Dr. Seuss. This will help your students become familiar with the storyline.

**Use these questions to spark conversations:**

1. If you stayed home alone with your sibling and you didn't have a TV, computer or any other electronic devices, what would you do to stay busy?
2. What are the rules in your house? What about in your classroom? What happens if you break those rules?
3. Would you ever keep a secret from your mom or dad? Why or why not?
4. What does it mean to be **responsible**? What are some things you are **responsible** for within your own life?



# Classroom Journal Activity

ENGLISH/  
LANGUAGE  
ARTS

ARTS

What would happen if The Cat in the Hat *really* showed up at your house or in your classroom? What games would you play? Spend some time as a class brainstorming some fun games you could play without using any electronic devices – no computers, no tablets, and no TV – just you, your students and their imagination. Then, spend part of the day playing those games. See what kind of mischief your students can create!

**Pre-K-Kindergarten:** Brainstorm your ideas out loud with the class.

**Grades 1-2:** Journal your ideas on your own sheet of paper, and then share your ideas with the class.

**Grades 3-4:** Write two journal entries; one about what you would do if the Cat showed up in your classroom, and one about the different games you would play with the Cat if he showed up at your house.

All  
GRADES

COMPREHENSION

# Groove with Dr. Seuss!



## Movement Activity for Pre K-Kindergarten

**Improvisational movement** is a type of movement that is performed without preparation and by using whatever that is available. For your students, that is their bodies. **Read the following rhyming directions outloud to your class as your students move through an improvisational exercise.**

*How does a fish move? What about a cat? Or maybe even a cat in a hat! Before you begin, stretch your arms and your legs. If you don't, for some ice you might beg! Think how your body moves at the beginning, middle and end of something you do, like catching a Thing in a net, flying a kite, or cleaning up a mess or two. Try these actions, and see how they feel, but don't use your voice. . . that isn't part of the deal. Now pick your favorite animal and figure out how they move. See if you can get into the animal groove. Have fun with this and be creative, and throughout all of the animal kingdom you'll look like a native!*

# That Cat is a Cleaning Machine!



## Movement Activity for Grades 1-4

Teach your students to work together to achieve a common goal: To clean up your classroom. Have your students use their bodies to create a cleaning machine like the one The Cat in the Hat uses. One person starts by choosing a movement and a sound for their part of the machine. Then, each student adds in—one at a time—becoming different parts of the machine.

Place objects around the room and have your students work together to clean them up.

Once your class starts working together, try giving them different directions for their machine like "stop""start," "slow down" or "speed up."



COMPREHENSION

# Scat Like The Cat in the Hat



This fun rhyming activity can be done in big or small groups. Pick a word to start and then go around the room and have each student say a word that rhymes with it. Keep taking turns until someone can't come up with a rhyming word; that person is then out. Start the next round with a different word. Keep playing until the rhyming champion of your class is crowned!

Have your students complete this chart before the game for some practice:

What rhymes with <b>Cat</b> ?		
1.	2.	3.

What about <b>Thing</b> ?		
1.	2.	3.

And <b>Fish</b> ?		
1.	2.	3.

<b>Rake</b> ?		
1.	2.	3.

<b>Box</b> ?		
1.	2.	3.

<b>Play</b> ?		
1.	2.	3.

# NEA's Read Across America



Get involved! NEA's Read Across America Day is a nationwide reading celebration that takes place annually on March 2—Dr. Seuss's birthday. Across the country, thousands of schools, libraries, and community centers participate by bringing together kids, teens, and books, and you can too! On the website you will find printable activity pages, lesson plans and The Cat in the Hat's Learning Library.

For more information, please visit <http://www.seussville.com/Educators/educatorReadAcrossAmerica.php>.



CONNECTION

# Count the Hats Worksheet



Name: \_\_\_\_\_

**Pre-K:** Count the hats in each box and write the total number next to each group of hats.

**Kindergarten:** Count the hats in each box and write the total number next to each group of hats. Now, add those two numbers together to get your final answer.

**Grade 1 & 2:** Count the hats in each box and write the total number next to each group of hats. Now, add those two numbers together to get your answer for the last column. Finally, add all of the numbers in the last column together to get the total amount of hats on the page.

**Grade 3 & 4:** After following the Grade 1 & 2 directions, divide the total number of hats by the total number of students in your class to see how many hats you would each get if you had the total number of hats in class! Would there be enough for everyone?

1.		+		=	
2.		+		=	
3.		+		=	
4.		+		=	
<b>Total Number of Hats</b> <b>Total Number of Students</b> =			<b>Total Number Of Hats on Worksheet</b> =		



# Count the Stripes Worksheet



Name: \_\_\_\_\_

**Pre-K:** The Cat has different colored stripes on his hat. How many colors are there? What colors are they?

**Kindergarten:** Identify how many colors are on the Cat's hat. How many stripes are there of each color?

**Grades 1-4:** Identify how many colors are on the hat and how many stripes of each color there are. Now identify how many people are in your class, including your teacher. If each person in your class was wearing a Cat in the Hat hat, how many stripes of each color would there be? How many stripes all together?

1. How many colors are there on the cat's hat?	
------------------------------------------------	--

2. What colors are they?	
--------------------------	--

3. How many stripes of each color are there on the hat?	
---------------------------------------------------------	--

4. How many people are in your class?	
---------------------------------------	--

5. How many stripes of each color would there be if every student had a <i>Cat in the Hat</i> hat?	
----------------------------------------------------------------------------------------------------	--

6. How many stripes all together would there be if every student had their own <i>Cat in the Hat</i> hat?	
-----------------------------------------------------------------------------------------------------------	--



# Color the Cat in the Hat Worksheet



Name: \_\_\_\_\_

1. Find the Fish Bowl and color it blue.

2. Find the umbrella and color it pink.

3. Find the book and color it green.

4. Find the tea cup and color it yellow.

5. Find the ball and color it orange.

6. Find the bow tie and color it purple.

7. Color the Cat's hat red and white.

8. Color the Cat your favorite color.



# A Kite for You... Just Like Thing One and Thing Two!



## You Will Need:

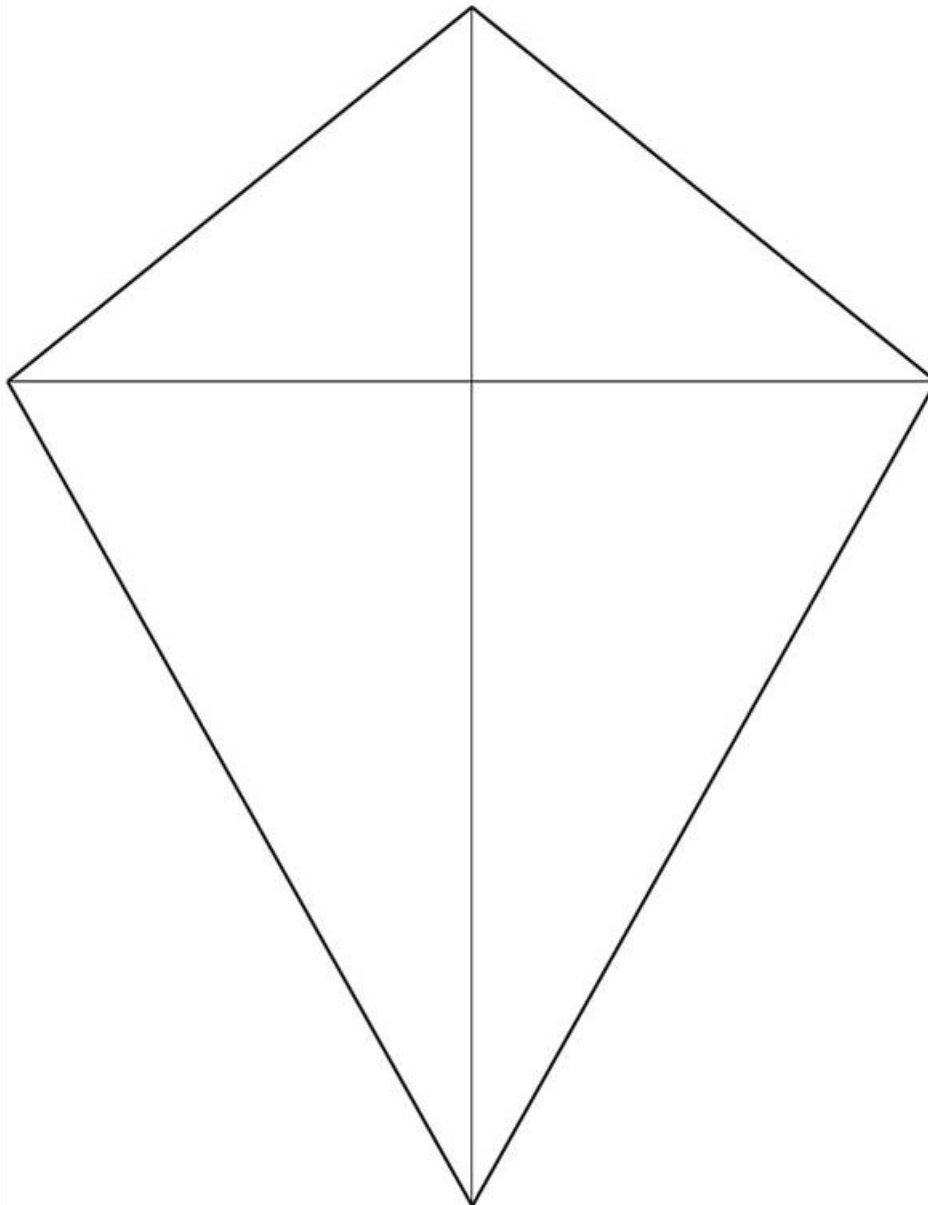
- Cardstock
- Small bamboo sticks
- Scissors
- Markers/crayons/colored pencils
- Tape and/or glue
- String and ribbon

**Step One:** Use the template below to trace the kite on to the cardstock and cut it out.

**Step Two:** Tape or glue pieces of bamboo sticks on the back side of the kite; one that reaches from top to bottom and one that reaches from the left side to the right, as shown on the template.

**Step Three:** Attach a long piece of string to the intersected point of the bamboo sticks; this will be what the students hold while the kite flies. Students can also attach a decorative piece of ribbon to the bottom of the kite for the tail.

**Step Four:** Decorate the kites with markers, crayons or colored pencils and watch them fly.




CREATIVITY

# Resources for Students & Teachers

## RECOMMENDED READING FOR KIDS:

### Additional Books Written and Illustrated by Dr. Seuss:

*And To Think That I Saw It On Mulberry Street* (1937)  
*Horton Hears A Who!* (1954)  
*If I Ran The Circus* (1956)  
*How The Grinch Stole Christmas* (1957)  
*Green Eggs And Ham* (1960)  
*One Fish Two Fish Red Fish Blue Fish* (1960)  
*The Lorax* (1971)  
*Oh, The Thinks You Can Think!* (1975)



## PUBLICATIONS FOR TEACHERS AND PARENTS:

*Organic Creativity in the Classroom: Teaching to Intuition in Academics and the Arts*, Written by Jane Piirto. Prufrock Press: 2013.  
*Nurturing Creativity in the Classroom*, Edited by Ronald A. Beghetto and James C. Kaufman. Cambridge University Press: 2010.  
*Theatre for Change: Education, Social Action, and Therapy*, Written by Robert Landy and David T. Montgomery. Palgrave Macmillan: 2012.

## WEBSITES:

<http://www.seussville.com/?home#/home> - Visit this interactive website for everything from information about Dr. Seuss books, to Seuss videos and games, worksheets and printouts, and a breakdown of all of the Dr. Seuss characters.

<http://pbskids.org/catinthehat/printables/> - This website is your go to for all the Dr. Seuss printables and activities you could imagine. They have coloring pages, paper crafts, lyric pages, and more. This website also contains fun Seuss videos and games.

<http://www.biography.com/people/dr-seuss-9479638> - Biography of Theodor Seuss Geisel, aka Dr. Seuss- everything from his early life to his college years and more.

## Victoria Fuse's Local Resource



The Public Library of Cincinnati and Hamilton County is dedicated to connecting people with the world of ideas and information. It is the library's vision to excel in customer service, be the first choice for information, anticipate and meet changing needs, assume equitable access to the Library's resources and services and to be a dynamic force in the community.

With forty different branches with separate kid spaces, teen spaces, a maker space (where creative people can gather, create, invent and learn), and a large selection of books, movies, music and online resources, The Public Library of Cincinnati and Hamilton County is a great place for the whole family.

<http://www.cincinnatilibrary.org/>



ADDITIONAL RESOURCES

Brought to you by  
**VICTORIA THEATRE**  
ASSOCIATION

138 North Main Street  
Dayton, OH 45402



The Education & Engagement programs of Victoria Theatre Association are made possible through the support and commitment of The Frank M. Tait Foundation and the following sponsors and donors whose generosity have opened the door of live theatre to the students of the Miami Valley:

**TITLE SPONSOR**

The Frank M. Tait Foundation

**PROGRAM SPONSORS**

The Berry Family Foundation  
Steve & Kate Hone  
The Kuntz Foundation  
Mathile Family Foundation

**EDUCATION INITIATIVE SPONSORED BY**

Anonymous Gifts

**SUPPORT FOR FUELING EDUCATION IS**

**GENEROUSLY PROVIDED BY**

Greater Dayton Regional Transit Authority  
The Convenience Stores of Speedway

**BROADWAY**  
EDUCATION PROGRAMS

**BROADWAY STUDIO CAMPS**  
**BACKSTAGE BROADWAY**  
**BROADWAY MASTER CLASSES**  
**BAGELS & BROADWAY**  
**KIDS' NIGHT ON BROADWAY**



Childsplay is a professional non-profit theatre company of adult actors, performing for young audiences and families. Our Mission is to create theatre so strikingly original in form, content or both, that it in-stills in young people an enduring awe, love and respect for the medium, thus preserving imagination and wonder, those hallmarks of childhood that are the keys to the future. For more information, please visit [www.childsplayaz.org](http://www.childsplayaz.org).

