

# Discovery Series

2019-2020  
Resource Guide

Judy Moody  
& Stink



DAYTON  
LIVE

Thursday, April 9, 2020

9:30 & 11:30 a.m.

Victoria Theatre

Based on the books by Megan McDonald

Produced by ArtsPower

# Curriculum Connections

## Discovery Series

Welcome to the 2019-2020 Discovery Series at Dayton Live. We are very excited to be your education partner in providing professional arts experiences to you and your students!

Judy Moody and her brother Stink are ready for their moment in the spotlight! Students will laugh along with these two beloved characters as Judy sets out on a path for fame by getting her name in the newspaper. Stink, meanwhile, is prepared to do whatever it takes, no matter the smell, to win the Golden Clothespin Award. These two characters will offer students an example of dedication and setting out goals while also reminding them what it takes to be a great sibling. We hope you enjoy the antics of these two well treasured characters!

The information and activities in this resource guide have been carefully crafted to help you and your students explore the many ways a live theatre experience can open up learning opportunities. Grade level icons will help you determine which activities are good for students, too. And don't forget to take advantage of the local resources listed inside to extend the play-going experience and make even more curricular connections for you and your students. Thank you again and welcome!

### The Education & Engagement Team



You will find these icons listed in the resource guide next to the activities that indicate curricular connections. Teachers and parents are encouraged to adapt all of the activities included in an appropriate way for your students' age and abilities. JUDY MOODY & STINK fulfills the following Ohio and National Education Standards and Benchmarks for kindergarten through fifth grade.



### Ohio's New Learning Standards Related to JUDY MOODY & STINK

**English:** RL.K.3, RL.K.5, RL.1.3, RL.2.3, RL.3.2, RL.4.2, RL.5.5, RL.5.7

**Social Studies:** A Child's Place in Time and Space, People Working Together, Communities: Past and Present, Near and Far

**Arts:** TH:Re7.1.K, TH:Re7.1.1., TH:Re7.1.2. TH:Re7.1.3. TH:Re7.1.4. TH:Re7.1.5

This resource guide was created by Natalie Katona. All activities are available for distribution and use in the classroom or at home.

## Table of Contents

### Comprehension

About the Play, Spotlight on Megan McDonald, and Ohio Spotlight.....	Page 2
Pre-Show Conversation Starters & Newspaper Lingo .....	Page 3
Judy Moody Character Bios .....	Page 4

### Connection

Character Interview.....	Page 5
Judy's News Article.....	Page 6

### Creativity

Channeling Judy's Mood .....	Page 7
Mood Collage .....	Page 8
Mood Haiku.....	Page 9
Additional Resources for Students and Adults .....	Page 10

# About the Play



Judy Moody and her brother Stink have arrived! In this new musical, this dynamic sister and brother duo take audiences on a hilarious adventure. As usual, Judy is in a mood. After seeing her classmate's picture on the front page of the newspaper, Judy wants to be famous and sets off to find fame and happiness. All the while, Stink and his foul-smelling sneakers become a real distraction as he vies for the coveted Golden Clothespin Award. Judy Moody and Stink are the perfect pair for their imperfect capers that lead to fun, mystery, sibling rivalry, and, in the end, true friendship.



## Spotlight on Megan McDonald



**Megan McDonald** is the award-winning author of the Judy Moody books. She often likens herself to her main character, Judy Moody, because like Judy, she values speaking up for herself and often experiences a little bit of moodiness. Megan grew up with four older sisters and a father who loved telling stories, giving her a passion for storytelling early on in her life. When Megan grew up, she took that love for storytelling to Oberlin College where she earned her B.A. in English. She then studied Library Science and earned a Masters from the University of Pittsburgh. Megan has written and published over 60 children books. *Judy Moody* is one of her series as well as the *Sisters Club* and she has also written the *American Girl* books for the character Julie. In 2011, Judy Moody made her big screen debut in the movie *Judy Moody and the Not Bummer Summer*. You can learn more about Megan and Judy Moody at: <http://www.meganmcdonald.net/>.

## Ohio Spotlight



Dayton, Ohio publishes its own newspaper, the Dayton Daily News. The newspaper itself is a product of Cox Media Group Ohio that is also located in Dayton. The location of the newspaper's central office is near the University of Dayton. The paper has existed for over 120 years and came into existence in August of 1898 when James M. Cox bought the Dayton Evening News and renamed it the Dayton Daily News. Mike Peters, a cartoonist who worked for the Dayton Daily News, is the creator of the Mother Goose and Grimm strip. Peters is a Pulitzer Prize for Editorial Cartooning winner. The tagline for The Dayton Daily News is "Local. In-Depth. Always Updated." You can access the online contact of the Dayton Daily News at: <https://www.daytondailynews.com/>

Dayton Daily News

# Pre-Show Conversation Starters

**JUDY MOODY & STINK** features two main characters trying to find a reason to be in the spotlight. Judy wants to be in the newspaper just like her classmate, and Stink is trying his best to win a contest for the worst smell. Discuss the following questions as a class before seeing **JUDY MOODY & STINK**:

- 1) Why would Judy want to be in the newspaper after her classmate gets her picture in the paper?
- 2) What type of events and people make it into the newspaper and what type of person makes in into the newspaper?
- 3) What are some of the things Judy might do to try and be in the newspaper?
- 4) What are some ways Stink might try and win the Golden Clothespin Award?
- 5) What do you think working at a newspaper would be like?

## Newspaper Lingo



**Newsworthy people have to understand the lingo! Here are some key vocabulary terms:**

**Headline:** the title of an article that grabs a reader's attention and gets them to want to read more

**Byline:** the line that let's you know who wrote the article you are reading

**Inverted pyramid:** a news style where everything that is important about the article is presented first

**Lead:** the first sentence or paragraph in the article that tells you the most important information

**Hard news:** news over serious matters such as crime, natural disasters, or government actions

**Soft news:** stories that are interested but lighter than hard news. Examples are interviews with local people, reviews over movies or books, and editorials.

**Cut:** a photo or illustration in a newspaper

**Reporter:** a person who writes the news stories and articles in the newspaper



# Judy Moody Character Bios



Get to know Megan McDonald's characters before coming to see **JUDY MOODY & STINK**.




**Judy Moody** is the main character of the book series. She is a third grader who has moods based on events going on around her and sometimes about what her friends get to do. Judy Moody has moods that range from frustrated, feisty, dramatic, bummed out, but most importantly Judy Moody just wants to have fun.

**Stink** is Judy Moody's pest of a younger brother. He's a short, super genius who loves to annoy his older sister. He is known for being the Master of Disaster and for his signature smell. He also loves drawing and thinks himself quite the superhero.




**Amy Namey** helps Judy Moody form the My-Name-Is-a-Poem-Club because they share that their names rhyme. She also loves to explore the world and has a passion for journalism. When she's not after the next big scoop, she's adding to her ABC gum collection and coming up with cool projects to create.



**Frank and Rocky** are Judy Moody's classmate friends. Frank is very loyal to Judy Moody and waffles. Due to people not forgetting that one time he ate paste, Frank is known as Frank-Eats-Paste-Pearl. Rocky is Judy's neighbor, a member of the T.P. Club, and a parent to an iguana named Houdini. He named his iguana Houdini because he loves practicing magic tricks.



**Jessica Finch** has a rocky relationship with Judy Moody. When her and Judy can't be anything but opposite of one another they tend to be enemies in class. Jessica is always neat, can spell better than anyone in class, follows the rules, and always has her hand up in class to answer a question.



# Character Interview



Name \_\_\_\_\_

Teacher directions: Have students pick a character from one of the Judy Moody books to pretend to be for this activity. Then, students will partner up and interview one another as their characters. Explain to students that they should only give answers that they think their characters would give based on text evidence or what they saw in the show. You can extend the activity by having the students then reenact their interview live as their characters.

Name of Character Being Interviewed \_\_\_\_\_

1) What is your favorite thing about third grade? \_\_\_\_\_

\_\_\_\_\_

2) What are your favorite hobbies or things to do at home? \_\_\_\_\_

\_\_\_\_\_

3) Are you moody? In what ways? \_\_\_\_\_

\_\_\_\_\_

4) What do you want to be when you grow up? \_\_\_\_\_

\_\_\_\_\_

5) If you won a million dollars, what would you do with it? \_\_\_\_\_

\_\_\_\_\_

6) Are you worried about fourth grade? Why or why not? \_\_\_\_\_

\_\_\_\_\_

7) How do you get over a bad mood? \_\_\_\_\_

\_\_\_\_\_

8) Who are your friends and what are they like? \_\_\_\_\_

\_\_\_\_\_

9) What is your most favorite possession? \_\_\_\_\_

\_\_\_\_\_

10) Where do you want to live when you grow up? \_\_\_\_\_

\_\_\_\_\_

# Judy's News Article



Name \_\_\_\_\_

Directions: You are a reporter for the local news program and you're the lucky person who gets to put Judy in the newspaper! On the title line, come up with an attention-grabbing title for your newspaper article that explains how Judy Moody got herself in the news. Then, write a description of the events that led up to Judy Moody being in the newspaper. In the blank square, draw an illustration of Judy Moody being newsworthy.

(Title Line)


---

---

---

---

---

---

---

---

---

---

# Channeling Judy's Moods



Name \_\_\_\_\_

Teacher Direction: Cut the following lists of moods and lines from the Judy Moody book series into strips of paper. Have students pull a line and a mood to practice reading the line in chosen mood. Teachers, guide a discussion on how changing the mood of the line changes its meaning and discuss what events would cause the mood.

## Moods:

Joyful	Angry	Dramatic	Tired
Sad	Frustrated	Bossy	Hungry
Silly	Jealous	Hopeful	Bored

## Lines of Dialogue:

<p>"Frank Pearl eats paste," - Judy Moody, <u>Judy Moody Was in a Mood</u></p>	
<p>"Can anyone — that means YOU, Class 3T — guess what I, your teacher, Mr. Todd, will be doing THIS SUMMER?" - Mr. Todd, <u>Judy Moody and the Not Bummer Summer</u></p>	
<p>"He better not jump on my face." - Judy Moody, <u>Judy Moody and the Not Bummer Summer</u></p>	
<p>"No one in this family has any imagination!" - Judy Moody, <u>Judy Moody and the Not Bummer Summer</u></p>	
<p>"You call that driving?" - Stink, <u>Judy Moody and the Not Bummer Summer</u></p>	<p>"Where'd she get that? Burger Barn?" - Judy Moody, <u>Judy Moody Gets Famous</u></p>
<p>"Judy? Did you hear me?" - Mom, <u>Judy Moody Was in a Mood</u></p>	<p>"Well, you didn't have to throw the book at me." - Stink, <u>Judy Moody, Girl Detective</u></p>
<p>"I Like Your Shark" - Frank, <u>Judy Moody Was in a Mood</u></p>	<p>"I double-dare you to read it. In the dark." - Judy Moody, <u>Judy Moody, Girl Detective</u></p>
<p>"She's wearing a crown." - Frank, <u>Judy Moody Gets Famous</u></p>	<p>"Little brothers make good detectives, too." - Stink, <u>Judy Moody, Girl Detective</u></p>



Name \_\_\_\_\_

A **collage** is a piece of art made by sticking various materials such as photographs and pieces of paper or fabric onto a backing. Have students create a paper collage representing one of Judy's many moods from the show. You will need the following materials:

- A large piece of construction paper for each student, this will serve as the base of the art piece.
- Different colored paper scraps, wall paper samples, magazine clippings, or other paper products that can be glued to the construction paper.
- Scissors
- Glue
- A list of moods for students to choose from (see pg. 7 for ideas)


There are different types of collages students can make to represent Judy's mood:



1) They can use colored paper to cut shapes that represent their chosen mood.



2) They can find magazine pictures that represent their interpretation of the mood.



3) Students can draw or outline representation of the mood.

Challenge your students to present their collage and discuss why they chose the pictures, shapes, or colors for their collage to represent the mood they chose.



Name \_\_\_\_\_

Poetry is a great way to express strong feelings and emotions. Try to think of a mood Judy Moody presented in the show or in one of the books you have read. Now, see if you can turn this mood into art by writing a **Haiku poem**. In order to write a **Haiku** you must follow these rules:

1. Follow the line and syllable structure of a Haiku. Haikus follow a strict form: three lines, with a 5-7-5 syllable structure.
2. Describe the subject with sensory detail.
3. Use concrete images and descriptions.
4. Write the poem in the present tense.
5. End with a surprising last line. Use the example below to write your own Haiku!

**Newsworthy**

Eyes are wide open  
A friend in the newspaper  
When is it my turn?

---

---

---

---

---

---

---

---

---

---

# Resources for Students and Adults

## Books for Students Written by Megan McDonald:

*Judy Moody*, Written by Megan McDonald. Illustrated by Peter H. Reynolds. Candlewick Press, 2010.


*Judy Moody Gets Famous!*, Written by Megan McDonald. Illustrated by Peter H. Reynolds. Candlewick Press, 2018.

*Judy Moody Saves the World!*, Written by Megan McDonald. Illustrated by Peter H. Reynolds. Candlewick Press, 2010.

*Stink: The Incredible Shrinking Kid*, Written by Megan McDonald. Illustrated by Peter H. Reynolds. Candlewick Press, 2013.

*Stink and the Incredible Super-Galactic Jawbreaker*, Written by Megan McDonald. Illustrated by Peter H. Reynolds. Candlewick Press, 2013.

*Stink: Worst Super-Stinky Sneakers*, Written by Megan McDonald. Illustrated by Peter H. Reynolds. Candlewick Press, 2013.



## Publications for Teachers and Parents:

*Emotional Intelligence 2.0*, Written by Travis Bradberry and Jean Graves. TalentSmart, 2009.

*The Little Book of Bad Moods*, Written by Lotta Sonninen, Gallery Books, 2019.

*The Bad Mood and the Stick*, Written by Lemony Snicket. Illustrated by Matthew Forsythe. Little Brown Books for Young Readers, 2017.

*Mood Book: Identify and Explore 100 Moods and Emotions*, Written by Andrea Harn. Illustrated by Stacey Siddons. Eddison Books, 2019.

*The Good Mood Book*, Written by John Arvai. Light the Lamp Publishing, 2018.

## Websites for Teachers and Students:

<http://www.meganmcdonald.net/>- This is Megan McDonald's website. The site has ways to contact McDonald as well as her personal blog about what books are coming out next. Judy Moody and Stink have their own sections of her website where each book in their respective series are listed. There are also games connected to the books on the site.

<https://www.peterhreynolds.com/>- This is the official website for Peter H. Reynolds, the illustrator for Judy Moody and Stink's books. You can learn a little more about Reynolds and his art work on his site. He also offers ideas and tips for aspiring storytellers.

[http://www2.ku.edu/~topeka/THEMATIC\\_UNITS/Newspapers.pdf](http://www2.ku.edu/~topeka/THEMATIC_UNITS/Newspapers.pdf)- This is a thematic unit on newspapers use in the classroom. It spans from grades 1st-12th and breaks down different activities you can use newspapers for within the curriculum that is being taught.

[http://teacher.scholastic.com/lessonplans/bookfairs/currconnection/judy\\_moody\\_md.htm](http://teacher.scholastic.com/lessonplans/bookfairs/currconnection/judy_moody_md.htm)- Scholastic has a page dedicated to curriculum around the Judy Moody series.

<https://www.candlewick.com/authill.asp?b=Author&aud=02&audss=01&pg=&m=actlist&a=&id=0&pix=n&audssmenu=0200>- Candlewick Press provides Teacher's Guides for each of their book series. These guides give a summary of the text, Common Core connections, and activities to try in the classroom. They also provide worksheets with each of the guides.

# Victoria Fuse's Local Resource



Do you also want to be famous or newsworthy like Judy Moody? Victoria Theatre Association offers classes for students ages 7-18 in the PNC Arts Annex. Our Saturday Discovery Classes are focused in either acting or dancing. If you are an actor or actress at heart, try signing up for Imaginators! (ages 7-11) or Acting Off The Cuff (Ages 12-18). If dancing sounds more fun, check out Imaginators! Remix (Ages 7-11) or Broadway Remix (Ages 12-18). Our class activities have included mask making, story creation, sword fighting, puppetry, and many other dramatic elements. Each class runs for a six-week session and the last Saturday of the class ends with an Informance for the families. To learn more about when classes are happening and how to register, visit <https://victoriatheatre.com/create-learn/camps-classes/> and look for the heading "Saturday Discovery Classes".



Brought to you by

**DAYTON  
LIVE**

VICTORIA • SCHUSTER • MACLOFF • ARTS ANNEX • ARTS GARAGE



138 North Main Street  
Dayton, OH 45402

The Education & Engagement programs of Dayton Live are made possible through the support and commitment of The Frank M. Tait Foundation and the following sponsors and donors whose generosity have opened the door of live theatre to the students of the Miami Valley:

**PROGRAM SPONSORS**  
American Testing Services

The Berry Family Foundation

Steve and Kate Hone

The Kuntz Foundation

Perfection Group

The Frank M. Tait Foundation

Merle F. Wilberding

Ray Wylam

**SUPPORT FOR FUELING EDUCATION IS  
GENEROUSLY PROVIDED BY**

Greater Dayton Regional Transit Authority  
Speedway LLC

**BROADWAY  
EDUCATION PROGRAMS**

**EDUCATION PROGRAMS**

Broadway Camps & Intensives  
Broadway Master Classes

**SUPPORT FOR BROADWAY EDUCATION  
PROGRAMS IS GENEROUSLY PROVIDED BY**

The Vectren Foundation

**OTHER BROADWAY PROGRAMS:**

Background on Broadway  
Bagels & Broadway



ArtsPower was founded in 1985 by identical twin brothers Gary and Mark Blackman, who were then jazz musicians and resident artists with a commitment to educating children about jazz music. From their keen interest in bringing high quality music performances to children, ArtsPower was born.

ArtsPower was established firmly around one most important priority: to create outstanding, spirited theatre that speaks intelligently to and resonates powerfully with their audiences, most of whom are young people aged 6 to 15.

Mission: To bring inspiring theatre to America's children that feeds their intellect while enhancing the cultural life of their communities, giving children and parents hope, and providing them with powerful examples of how to be kindhearted and fair minded members of society.

To learn more visit: <https://artspower.org/>

**DON'T FORGET**

All schools that receive scholarships for a show and/or transportation are asked to create thank-you letters or cards for our sponsors. Please address your students' thank-you notes to:

DISCOVERY Sponsors  
c/o Victoria Theatre Association  
138 North Main Street  
Dayton, OH 45402

