

# Discovery Series

2019-2020  
Resource Guide



## MISS NELSON HAS A FIELD DAY

Friday, March 27, 2020

9:30 a.m. & 11:30 a.m.

Victoria Theatre

**DAYTON**  
**LIVE**

Based on the book by Harry Allard  
and James Marshall

Book, Music & Lyrics by Joan Cushing  
Produced by Dallas Children's Theatre

# Curriculum Connections

## Discovery Series

Welcome to the 2019-2020 Discovery Series at Dayton Live. We are very excited to be your education partner in providing professional arts experiences to you and your students!

*MISS NELSON HAS A FIELD DAY* follows the tale of the Smedley Tornadoes and their dream of winning their first football game. The students of Horace B. Smedley school are known for two things, their behavior and their need for Miss Viola Swamp. With a positive attitude and some pushing from Miss Swamp and her no-nonsense expectations, will the Smedley Tornadoes have what it takes to get a victory? We look forward to your students watching the students of Horace B. Smedley regale us with a true example of team work and perseverance.

The information and activities in this resource guide have been carefully crafted to help you and your students explore the many ways a live theatre experience can open up learning opportunities. Grade level icons will help you determine which activities are good for students, too. And don't forget to take advantage of the local resources listed inside to extend the play-going experience and make even more curricular connections for you and your students. Thank you again and welcome!

### The Education & Engagement Team



You will find these icons listed in the resource guide next to the activities that indicate curricular connections. Teachers and parents are encouraged to adapt all of the activities included in an appropriate way for your students' age and abilities. *MISS NELSON HAS A FIELD DAY* fulfills the following Ohio and National Education Standards and Benchmarks for kindergarten through fifth grade.



### Ohio's New Learning Standards Related to *MISS NELSON HAS A FIELD DAY*

**English:** RL.K.3, RL.K.5, RL.1.3, RL.2.3, RL.3.2, RL.3.3, RL.4.2, RL.5.5, RL.5.7

**Social Studies:** People Working, Communities: Past and Present, Near and Far

**Arts:** TH:Re7.1.K, TH:Re7.1.1., TH:Re7.1.2. TH:Re7.1.3. TH:Re7.1.4. TH:Re7.1.5

This resource guide was created by Natalie Katona. All activities are available for distribution and use in the classroom or at home.

## Table of Contents

### Comprehension

About the Play, Spotlight on <i>The Miss Nelson Collection</i> , and Ohio Spotlight.....	Page 2
Pre-Show Conversation Starters & Miss Nelson vs. Miss Swamp.....	Page 3
Football Positions.....	Page 4

### Connection

Sportscasting the Smedley Tornadoes.....	Page 5
Team Work Game Plan.....	Page 6
Equip the Football Player.....	Page 7
Game Day Math.....	Page 8

### Creativity

The Substitute Puppet.....	Page 9
Coach's Playbook.....	Page 10
Additional Resources for Students and Adults.....	Page 11

# About the Play

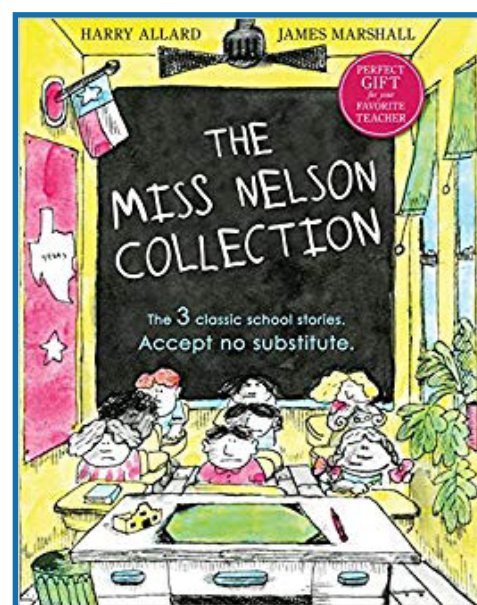


Return to Horace B. Smedley School where the Smedley Tornadoes have never won a football game. In fact, they have never even scored a single point! With such a poor record and a team that is out of control, Coach Armstrong goes bonkers. Of course, kind-hearted Miss Nelson comes to the rescue when she enlists the help of her alter ego, the ill-tempered Miss Viola Swamp, to coach the team and whip them into shape. Considered by all to be “the meanest substitute teacher in the whole world,” Coach Swamp applies her trademark discipline to the players’ training, demanding tough exercises and no back talk. In the end, the team changes their attitude, pulls together, sharpens their skills, and manages to win the biggest game of the year.

## Spotlight on *The Miss Nelson Collection*



In 1997, Harry Allard and James Marshall created Miss Nelson, the teacher of Room 207. The students of Room 207 would engage in some antics in their classroom. Spitballs would fly through the room and stick to the ceiling. Students spent their time folding their assignments into paper airplanes instead of studying. Miss Nelson was at a loss and that’s when Miss Viola Swamp came to school. Miss Viola Swamp is mean and a rumored witch. She dresses in all black except for her green and yellow stockings. Her mouth is in a constant scowl. When story time is cancelled and homework is tripled, the students of Room 207 learn that sometimes it is better to follow the rules and show some respect. Miss Nelson and Miss Viola Swamp work together in the original title *Miss Nelson is Missing*. In *Miss Nelson is Back*, the students of room 207 are tired of having the principal take over their classroom while Miss Nelson is recovering from surgery. They create a scheme where they create a replica Miss Nelson and convince Mr. Blandsworth that Miss Nelson has recovered from her surgery and can teach the class. While the students are skipping school to see a movie and eat ice cream, Miss Nelson spots them from her window. Again, she relied on Miss Viola Swamp to whip the students into shape. In the final installment of the collection, *Miss Nelson Has a Field Day*, Miss Viola Swamp comes to help the Smedley Tornadoes win the big game. She teaches them how to work together and puts them to work with some high-intensity drills.



## Ohio Spotlight



The University of Dayton is home of the Dayton Flyers. The sports programs included in the Dayton Flyers are baseball, basketball, cross country, football, golf, soccer, tennis, volleyball, rowing, softball, and track and field. One way the students of Miss Nelson’s classroom could get involved with the UD Flyers is to attend a football game. The football team had a 2018/2019 season of six wins to five losses. The football program also runs a youth football camp that runs in both June and July. Students who are interested in being apart of the UD Flyers can register for the Future Flyers Kids Club. This program is for students in eighth grade or younger. Once registered, the Future Flyer will receive free tickets to women’s basketball games and invitations to some parties throughout the year with the UD men’s basketball team. To learn more about sports schedules and community programs offered by the UD Flyers, visit <https://daytonflyers.com/>.



# Pre-Show Conversation Starters



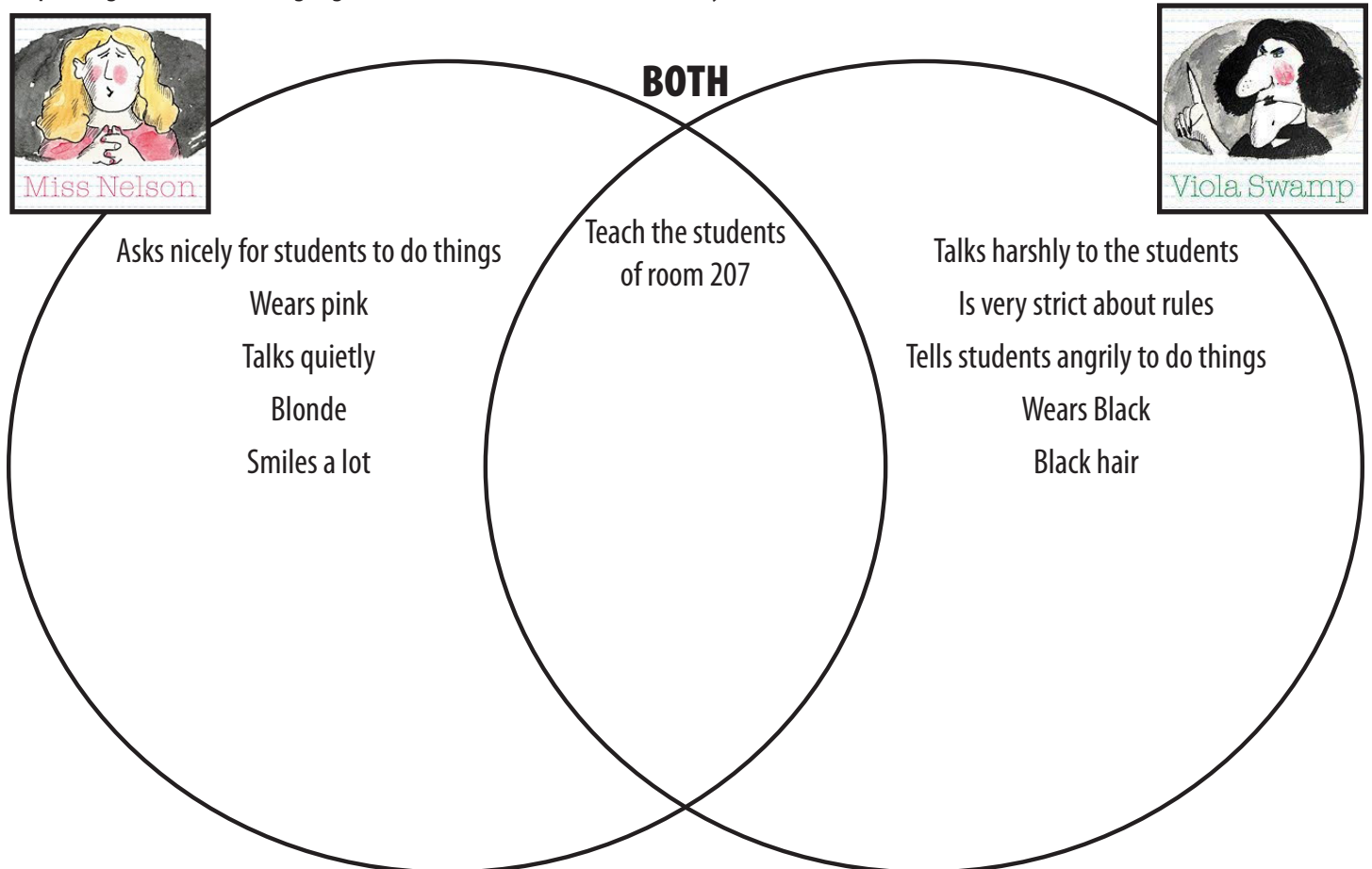
The students of room 207 need some team building and attitude adjustments in **MISS NELSON HAS A FIELD DAY**. Answer these questions before seeing the show:

- 1) How does your classroom routine change when you have a substitute teacher?
- 2) What activities does your school do for field day?
- 3) What makes a good team?
- 4) Why is it important for a sports team to show team work?
- 5) What is the job of a coach?
- 6) What are some encouraging things you can tell a friend before a big game?
- 7) How does it feel to lose a game? To win a game?
- 8) How can you be a good team player?

## Miss Nelson vs. Miss Swamp



Miss Nelson and Miss Swamp have worked together to help the students of Room 207 learn important life lessons like respecting others and being a good team. Here are some of the key differences and similarities between the two teachers!



See if you can add your own differences and similarities to the Venn Diagram after seeing **MISS NELSON HAS A FIELD DAY!**

# Football Positions



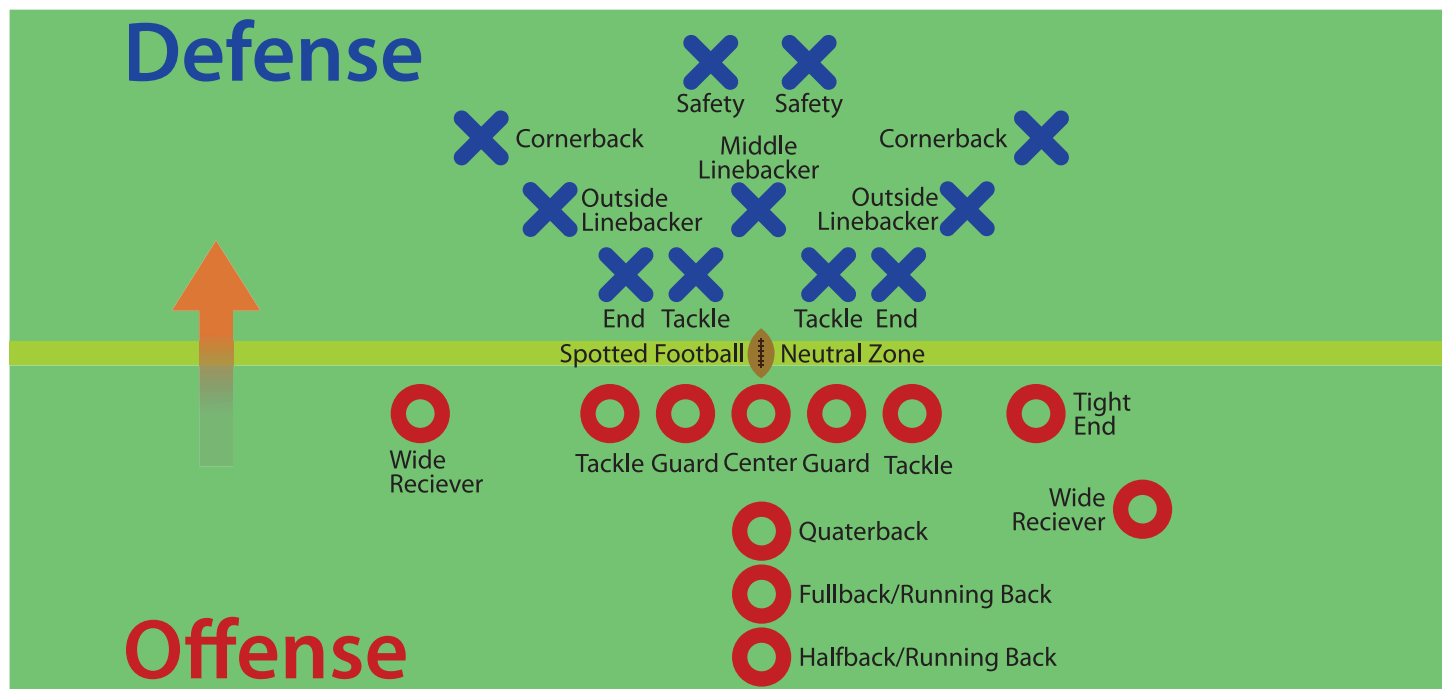
One of the important things to understand in being a team player is that everyone has a job to do on the team! Familiarize yourself with these football positions and how they all work together before seeing *MISS NELSON HAS A FIELD DAY*. Each football team is divided into two sections: **offense and defense**.

**Defensive Positions**- this is the section of the team whose job is to stop the opposing team from scoring and to get the ball to their offensive team mates.

- Defensive ends- rush the passer and tackle ball carriers advancing upfield
- Defensive tackles- play at the center of the defensive line and rush the passer or stop running plays at the interior of the line
- Linebackers- tackle offensive players taking the ball towards the goal post, rush the passer, and cover receivers and create turnovers
- Cornerbacks- attempts to disrupt or intercept the ball when it is passed to another player
- Safeties- assist the cornerbacks with pass coverage and make tackles

**Offensive Positions**- this part of the team takes control of the football and attempt to move it down the field and towards the goal post for a touchdown or to kick a field goal

- Quarterback- communicates the play to his team and is responsible for distributing the ball or running it
- Running back- take the handoff from the quarterback and run upfield to gain yardage, they will also catch passes or block and protect the quarterback
- Wide Receivers- run downfield and catch the ball to gain yardage
- Tight ends- acts as both a catching and tackling position depending on the play
- Center- snaps the football to the quarterback to begin the play and then blocks the defensive line of the other team
- Guards- blocks defense of the other team according to the play
- Offensive tackles- defends the quarterback from outside rushers



# Sportscasting the Smedley Tornadoes



Name \_\_\_\_\_

A **sportscaster** is someone who appears on television or radio and gives information about sporting events. Sportscasters will attend games and give live updates to audiences about what is happening during a game. After seeing MISS NELSON HAS A FIELD DAY, write lines of **dialogue** a sportscaster would say during the game to let people know the Smedley Tornadoes were on their way to win the big game. **Dialogue** is the spoken lines a character will say during a show. Use the football positions found in this Resource Guide and the characters in the show to build your lines of dialogue based on the prompts given.

Describe how the Smedley Tornadoes feel about their season: \_\_\_\_\_

Describe how the Smedley Tornadoes score: \_\_\_\_\_

The Smedley Tornadoes let an offensive player get through with the ball, describe what happens next: \_\_\_\_\_

Miss Swamp calls a time out. Describe how she acts and what she says: \_\_\_\_\_

Describe a play from the Smedley Tornadoes: \_\_\_\_\_

Describe a play from the other team: \_\_\_\_\_

Describe how the Smedley Tornadoes may win: \_\_\_\_\_

Describe how the other team is looking and feeling: \_\_\_\_\_

Describe the last play of the game: \_\_\_\_\_

Describe how the Smedley Tornadoes feel about winning: \_\_\_\_\_

# Team Work Game Plan



Name \_\_\_\_\_

The students of Room 207 were having a hard time coming together as a team. After seeing MISS NELSON HAS A FIELD DAY, think about how Miss Swamp helped the team come together to win their game.

Choose a situation where it may be hard to get along with someone or to work as a team. Use that situation to fill out the chart below.

What is a situation where you feel it is hard to be a team? \_\_\_\_\_

\_\_\_\_\_

What is the solution to this problem?	What kind words or actions can you use to be a good team member?
How might the other person feel differently about the solution?	
What is the compromise?	What are some examples of how a good team acts?

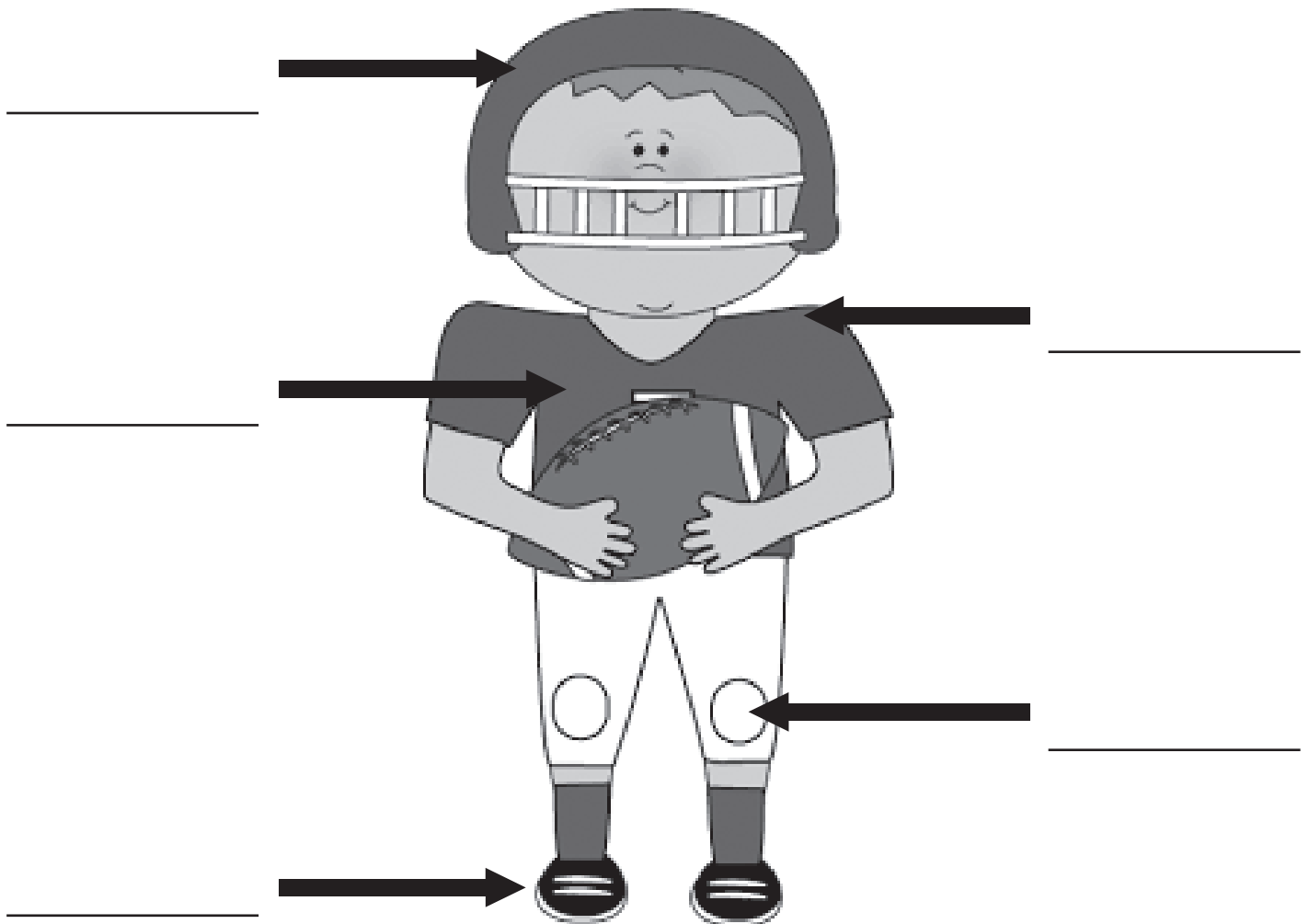
# Equip the Football Player



Name \_\_\_\_\_

There is a lot of equipment involved in keeping a football player safe! Read the descriptions of the equipment and then label the football player's safety equipment that he is wearing.

Helmet	Jersey	Shoulder Pads	Cleats	Knee Pads
<p>This is worn to make sure a football player doesn't hurt their head during the game</p>	<p>This is worn to let audiences and other players know what team you play for</p>	<p>The pads help absorb the shock on a player's body when another player hits or tackles them</p>	<p>The shoes a player wears are spiked on the bottom to make it easier for the player to play on the grass</p>	<p>Protect a player's knees when they fall</p>





Name \_\_\_\_\_

## Football is a sport that has a few different ways to score.

<b>Touch Down</b>	A team will score a touchdown when one of their players move the ball down the field and across the other team's goal line into the endzone. This is worth <b>6 points</b> .
<b>Extra Point</b>	After a touchdown is scored, the scoring team gets a chance at an extra point. The kicker goes to the 2-yard line and attempts to kick the ball through the goal post. If successful, the team gets <b>1 point</b> .
<b>Two Point Conversion</b>	This type of point also happens after a touchdown. The ball is placed on the 2-yard line and the scoring team makes one play to try and get the ball across the goal line. If successful, the team gets <b>2 points</b> .
<b>Field Goal</b>	This happens when the kicker kicks the ball through the goal post. This can happen at anytime during the team's play. Spectators will normally see this type of play during a fourth down when the football is inside the opponent's 35-yard line. If the kicker gets the ball through the goal post, the team gets <b>3 points</b> .
<b>Safety</b>	A safety happens when the defense tackles an offensive player behind their goal line. This play awards the defensive team <b>2 points</b> .

- 1) The Smedley Tornadoes scored 3 touchdowns in the first half. How many points does that total? \_\_\_\_\_
- 2) During one play, the Smedley Tornadoes scores a touchdown and then successfully makes a play at the 2-yard line to get the ball across the defensive's goal line. How many points would that give them for the play? \_\_\_\_\_
- 3) The Smedley Tornadoes had a total of 29 points after the third quarter. What would be a possible score combination that would give them that point total? (example: for 33 points they could have scored 5 touchdowns, a safety, and an extra point.) \_\_\_\_\_
- 4) The Smedley Tornadoes scored 54 points in their first game. 8 of those points were scored by touchdown. They made no safety, extra, or conversion points. How many of those points were scored as field goals? \_\_\_\_\_
- 5) How many two point conversions would it take to score 14 points? \_\_\_\_\_
- 6) How many points would you receive for 10 touchdowns? \_\_\_\_\_
- 7) A kicker has made 15 field goals this year. How many points did the kicker score for their team? \_\_\_\_\_
- 8) The defensive team had 22 points scored at half time. They were successful in tackling an offensive player 3 times during the second quarter. How many points would that leave for other types of plays? \_\_\_\_\_
- 9) How many field goals would a kicker have to make in order to score 63 points for a season? \_\_\_\_\_
- 10) If a team made no other point types, how many touchdowns did they score if their total score was 96 points? \_\_\_\_\_

# The Substitute Puppet



Name \_\_\_\_\_

Students can create their very own hand puppets! Use this guide to help your class create their own Viola Swamp Puppet

## Materials:

- Standard Lunch Paper bags, one for each student
- Seed envelope, one for each student
- Black Yarn
- Black, yellow, and green construction paper, consider having an assortment of colors available for students to use
- Glue
- Scissors
- Crayons, Markers, and Colored Pencils
- Pencils
- Cotton balls, paper scraps, or some other filling material

## Steps:

- 1) Pass out a paper bag and seed packet to each student, the large bag will serve as Miss Swamp's body and the seed packet will be set aside as her nose.
- 2) Students will use the bottom of the bag to decorate Miss Swamp's head. They can use the yarn for hair, construction paper to build her face, or simply draw on the bag her face.
- 3) The smaller bag can be used to form Miss Swamp's defining nose. Have students stuff the small bag with the filling material you provided. Then, they can shape and crinkle the paper to the shape of her large snout. Students may need assistance gluing the nose to the center of the bottom of the paper bag.
- 4) Students will use the body of the bag to decorate Miss Swamp's outfit. Remind students that her signature look is green and yellow leggings under a black dress. Students can use their coloring materials or glue construction paper to the body of the bag.
- 5) Once students are done, have them practice retelling *MISS NELSON HAS A FIELD DAY* from Miss Swamp's point of view!



Name \_\_\_\_\_

## Making your own play book!

### Materials:

- 2 pieces of card stock per student, each piece should have three holes punched on one side
- Pre-hole punched sheets of paper
- Three key rings per student
- Coloring materials

### Steps:

- 1) Have students decorate the covers of their play book.
- 2) On the sheets of paper, have students come up with different football plays. Students will draw diagrams like the one on page four and describe what will be happening in the play.
- 3) Have students clip their key rings in the holes to finish their book.

### Other related books students could create:

- A family album for Miss Nelson or Miss Swamp, students could make inferences about what the two women did with their family when they were younger.
- A yearbook for the students of Room 207
- Their own Miss Nelson story
- A play book on how to be a good team mate



# Resources for Students and Adults

## Books for Students about Harry G. Allard:


*Miss Nelson is Missing!*, Written by Harry G. Allard. Illustrated by James Marshall. Houghton Mifflin, 1977.

*Miss Nelson is Back*, Written by Harry G. Allard. Illustrated by James Marshall. HMH Books for Young Readers, 1986.

*Miss Nelson Has a Field Day*, Written by Harry G. Allard. Illustrated by James Marshall. HMH Book for Young Readers, 1988.

*The Stupids Step Out*, Written by Harry G. Allard. Illustrated by James Marshall. HMH Book for Young Readers, 1977.

*The Stupids Have a Ball*, Written by Harry G. Allard. Illustrated by James Marshall. HMH Book for Young Readers, 1984.



## Publications for Teachers and Parents:

*A Guide for Using Miss Nelson is Missing! And Other Miss Nelson Books in the Classroom*, Written by Mary Bolte. Teacher Created Resources Inc., 2000.

*The Fun Teacher's Tool kit: Hundreds of Ways to Create a Positive Classroom Environment & Make Learning FUN*, Written by Rob Plevin. Independently published, 2017.

*The Growth Mindset Playbook: A Teacher's Guide to Promoting Student Success*, Written by Annie Brock and Heather Hundley. Ulysses Press, 2017.

*Positive Mindset Habits for Teachers: 10 Steps to Reduce Stress, Increase Student Engagement and Reignite Your Passion for Teaching*, Written by Grace Stevens. Red Lotus Books, 2018.

*What Great Teachers Do Differently: 17 Things That Matter Most*, Written by Todd Whitaker. Routledge, 2011.

## Websites for Teachers and Students:

<https://dcmp.org/guides/10074.pdf>- This is a lesson plan that gives important vocabulary and discussion questions that can be used with MISS NELSON HAS A FIELD DAY.

[https://www.youtube.com/watch?v=Nm4a\\_7SKGoA](https://www.youtube.com/watch?v=Nm4a_7SKGoA)- A link to the cartoon Miss Nelson Has a Field Day. You can pair this video with the Scholastic activities found at this link: [http://teacher.scholastic.com/products/westonwoods/study\\_guides/miss\\_nelson\\_has\\_a\\_field\\_day.pdf](http://teacher.scholastic.com/products/westonwoods/study_guides/miss_nelson_has_a_field_day.pdf)

<https://betterlesson.com/lesson/521930/miss-nelson-has-a-field-day>- A retelling lesson plan for first graders with the text Miss Nelson has a Field Day. The lesson includes guided practice, independent practice with differentiation, and an PDF describing the elements of a story.

## Victoria Fuse's Local Resource



The Eagles Youth Football program is for students in from 3rd-6th grade. While participating in the program, students will learn the fundamentals of teamwork and how to play football safely. Students will go through conditioning and play games against other youth football organizations. There were nine games played in the 2018/2019 season. Participants in the program will also have available to them tickets to CJ home games and Dayton Dragons Tickets at a reduce rate. To learn more about the program, visit: <https://www.eaglesyouthfootball.org/>.



Brought to you by

**DAYTON  
LIVE**

VICTORIA • SCHUSTER • MACLOFF • ARTS ANNEX • ARTS GARAGE

138 North Main Street  
Dayton, OH 45402



The Education & Engagement programs of Dayton Live are made possible through the support and commitment of The Frank M. Tait Foundation and the following sponsors and donors whose generosity have opened the door of live theatre to the students of the Miami Valley:

### PROGRAM SPONSORS

American Testing Services  
The Berry Family Foundation  
Steve and Kate Hone  
The Kuntz Foundation  
Perfection Group  
The Frank M. Tait Foundation  
Merle F. Wilberding  
Ray Wylam

**SUPPORT FOR FUELING EDUCATION IS  
GENEROUSLY PROVIDED BY**

Greater Dayton Regional Transit Authority  
Speedway LLC

## **BROADWAY EDUCATION PROGRAMS**

### EDUCATION PROGRAMS

Broadway Camps & Intensives  
Broadway Master Classes

**SUPPORT FOR BROADWAY EDUCATION  
PROGRAMS IS GENEROUSLY PROVIDED BY**

The Vectren Foundation

### OTHER BROADWAY PROGRAMS:

Background on Broadway  
Bagels & Broadway

Your Family Arts Center

# DALLAS CHILDREN'S THEATER

Recognized by Time Magazine as one of the top 5 children's theater companies in the US, and the only one of that group to tour nationally, Dallas Children's Theater travels coast to coast with professional large-scale productions designed to stir the heart, stretch the mind and promote education.

Dallas Children's Theater began a local touring program in 1985 with a Native American piece entitled Legend of the Bluebonnet. In 1989, the touring roster expanded to statewide and regional venues. In 1996, they launched their first national tour. September 2006 marked Dallas Children's Theater introduction to the world stage, as the theater was honored with an invitation to perform at the 2006 Shanghai International Children's Culture and Arts Expo in Shanghai, China.

Each touring production is selected and designed with a youth and family audience in mind from titles and materials that reflect the cultural diversity of our world community. They encompass a combination of new plays, familiar stories, literary works, biographies, mythology, folk tales, music, dance, and puppetry.

For more information, please visit <https://www.dct.org/>.

# DON'T FORGET

All schools that receive scholarships for a show and/or transportation are asked to create thank-you letters or cards for our sponsors. Please address your students' thank-you notes to:

DISCOVERY Sponsors  
c/o Victoria Theatre Association  
138 North Main Street  
Dayton, OH 45402

